



Strip Heater Solutions

*Cafeterias • Buffets • Supermarkets & Delis
Restaurants & Cafés • Clubs & Bars*



GRAH-42D with optional 6" (152 mm) spacer and non-adjustable tubular stands *pg. 6*



GRAL-72D with optional non-adjustable tubular stands *pg. 7*



GRAHL-96D with optional *Designer* color and non-adjustable tubular stands *pg. 7*



GRNH-48 with standard angle brackets and optional *Designer* color (sneeze guards shown not available) *pg. 9*



GRAIHL-48 (requires Remote Control Enclosure) *pg. 11*



GR2AHL-84 with optional *Designer* color and sneeze guards *pg. 15*




Ordering Instructions

GRA-72 or GRAH-72




GRA-72D or GRAH-72D



GRAL-72 or GRAHL-72



GRAL-72D or GRAHL-72D



GRAIH-60



GRAIH-60D




GRAIHL-60




GRAIHL-60D




UGA-60 or UGAH-60




UGA-60D or UGAH-60D



UGAL-60 or UGAHL-60



UGAL-60D or UGAHL-60D



Glo-Ray® Infrared Metal Sheathed Strip Heaters: *(pages 3-8)*

1. Choose a length
2. Single or dual warmer
3. Standard or high watt
4. Lights or no lights
5. Voltage:
 - 120, 208, 220, 240 without lights
 - 120, 220, 240, 120/208, 120/240 with lights
6. Choose control option – Remote installation is recommended

Glo-Ray® Infra-Black® Strip Heaters: *(pages 11-13)*

1. Choose a length
2. Single or dual warmer
3. Lights or no lights
4. Voltage:
 - 120, 208, 220, 240 without lights
 - 120, 220, 240, 120/208, 120/240 with lights
5. Choose control option – Remote installation is recommended

Ultra-Glo® Ceramic Strip Heaters: *(pages 20-22)*

1. Choose a length
2. Single or dual warmer
3. Standard or high watt
4. Lights or no lights
5. Voltage:
 - 120, 208 or 240 without lights,
 - 120, 240, 120/208, 120/240 with lights
6. Choose control option – Remote installation is recommended

Glo-Ray® Narrow Infrared Strip Heaters: *(page 9-10)*

1. Choose a length
2. Standard or high watt
3. Voltage: 120, 208, 220, 240
4. Choose control option – Remote installation is recommended

GRN-24 or GRNH-24




Glo-Ray® Designer Infrared Strip Heaters: *(pages 14-19)*

1. Choose a length
2. Single or dual warmer
3. Standard or high watt
4. Lights or no lights
5. Voltage:
 - 120, 208, 220 or 240 without lights
 - 120, 220, 240, 120/208, 120/240 with lights
6. Choose control option – Remote installation only
7. Choose inset panel and corner cap color


GR2A-36 or GR2AH-36



GR2A-36D or GR2AH-36D



GR2AL-36 or GR2AHL-36



GR2AL-36D or GR2AHL-36D



Glo-Ray® Infrared Strip Heaters

Safely hold the temperature of your product without drying out or further cooking food with Hatco's Glo-Ray® Infrared Strip Heaters. The end result is hot, fresh food that's ready-to-serve. The continuous aluminum housing and heavy-duty mountings ensure the durability and quality of Hatco products. Heavy-duty stainless steel housings are available (see next page).

Toggle Switch: Max. 15 amps
Infinite Switch: Max. 12.2 amps

- Ensures maximum flavor, safety and holding time
- Even heat distribution – no “cold spots”
- Sturdy extruded aluminum housings do not sag, from 457 to 3658 mm (18" to 144")
- Reflector does not blacken, maintaining a consistent heat pattern
- Heavy-duty insulation minimizes heat loss
- Protective reinforced wire guard supports heating element without affecting heat distribution
- Optional sneeze guards (excludes stainless steel models)
- Available with shatter resistant incandescent lights (not available for stainless steel models)
- Available in stainless steel housing 457 mm to 2438 mm (18" to 96")
- Additional reflector styles and lower wattage elements available, consult factory for more information



GRAH-48 with optional sneeze guards, cord and plug set and T-legs



GRAH-36 with optional Designer color, infinite switch, cord and plug set and C-legs

ALUMINUM INFRARED STRIP HEATERS

| Model* | Width | Voltage [†] Single Phase | Watts | Ship Weight |
|----------------------|----------------|--------------------------------------|-------|-----------------|
| Standard Watt | | | | |
| GRA-18 | 457 mm (18") | 120, 208, 220, 240 | 250 | 3 kg (6 lbs.) |
| GRA-24 | 610 mm (24") | 120, 208, 220, 240 | 350 | 3 kg (7 lbs.) |
| GRA-30 | 762 mm (30") | 120, 208, 220, 240 | 450 | 4 kg (8 lbs.) |
| GRA-36 | 914 mm (36") | 120, 208, 220, 240 | 575 | 4 kg (9 lbs.) |
| GRA-42 | 1067 mm (42") | 120, 208, 220, 240 | 675 | 5 kg (10 lbs.) |
| GRA-48 | 1219 mm (48") | 120, 208, 220, 240 | 800 | 5 kg (11 lbs.) |
| GRA-54 | 1372 mm (54") | 120, 208, 220, 240 | 925 | 6 kg (13 lbs.) |
| GRA-60 | 1524 mm (60") | 120, 208, 220, 240 | 1050 | 6 kg (14 lbs.) |
| GRA-66 | 1676 mm (66") | 120, 208, 220, 240 | 1160 | 7 kg (16 lbs.) |
| GRA-72 | 1829 mm (72") | 120, 208, 220, 240 | 1275 | 8 kg (17 lbs.) |
| GRA-84 [▼] | 2134 mm (84") | 120, 208, 220, 240 | 1500 | 9 kg (19 lbs.) |
| GRA-96 [▼] | 2438 mm (96") | 120, 208, 220, 240 | 1725 | 10 kg (21 lbs.) |
| GRA-108 | 2743 mm (108") | 120, 208, 220, 240 | 1850 | 10 kg (23 lbs.) |
| GRA-120 | 3048 mm (120") | 120, 208, 220, 240 | 2100 | 12 kg (26 lbs.) |
| GRA-132 | 3353 mm (132") | 120, 208, 220, 240 | 2320 | 14 kg (30 lbs.) |
| GRA-144 | 3658 mm (144") | 120, 208, 220, 240 | 2550 | 15 kg (33 lbs.) |
| High Watt | | | | |
| GRAH-18 | 457 mm (18") | 120, 208, 220, 240 | 350 | 3 kg (6 lbs.) |
| GRAH-24 | 610 mm (24") | 120, 208, 220, 240 | 500 | 3 kg (7 lbs.) |
| GRAH-30 | 762 mm (30") | 120, 208, 220, 240 | 660 | 4 kg (8 lbs.) |
| GRAH-36 | 914 mm (36") | 120, 208, 220, 240 | 800 | 4 kg (9 lbs.) |
| GRAH-42 | 1067 mm (42") | 120, 208, 220, 240 | 950 | 5 kg (10 lbs.) |
| GRAH-48 | 1219 mm (48") | 120, 208, 220, 240 | 1100 | 5 kg (11 lbs.) |
| GRAH-54 | 1372 mm (54") | 120, 208, 220, 240 | 1250 | 6 kg (13 lbs.) |
| GRAH-60 | 1524 mm (60") | 120, 208, 220, 240 | 1400 | 6 kg (14 lbs.) |
| GRAH-66 [▼] | 1676 mm (66") | 120, 208, 220, 240 | 1560 | 7 kg (16 lbs.) |
| GRAH-72 [▼] | 1829 mm (72") | 120, 208, 220, 240 | 1725 | 8 kg (17 lbs.) |
| GRAH-84 [▲] | 2134 mm (84") | 120, 208, 220, 240 | 1900 | 9 kg (19 lbs.) |
| GRAH-96 [▲] | 2438 mm (96") | 120, 208, 220, 240 | 2400 | 10 kg (21 lbs.) |
| GRAH-108 | 2743 mm (108") | 120, 208, 220, 240 | 2500 | 10 kg (23 lbs.) |
| GRAH-120 | 3048 mm (120") | 120, 208, 220, 240 | 2800 | 12 kg (26 lbs.) |
| GRAH-132 | 3353 mm (132") | 120, 208, 220, 240 | 3120 | 14 kg (30 lbs.) |
| GRAH-144 | 3658 mm (144") | 120, 208, 220, 240 | 3450 | 15 kg (33 lbs.) |

* Does not include Remote Control Box (RMB) – see page 25.

† 220V, 240V available with CE Mark.

▼ When using an infinite control with a 120V model, additional switch(es) and tandem (end-to-end) elements are required.

▲ 120V models require additional switches and (end-to-end) elements.

All Aluminum Infrared Strip Heater Models Feature:

Conduit: 914 mm (3') conduit, standard on 120V and 208V models only.

Voltage: 120, 208, 220 or 240 volt, single phase.

Toggle Switch (Max. 15 Amps) Location: Chef's left side (unless otherwise specified).

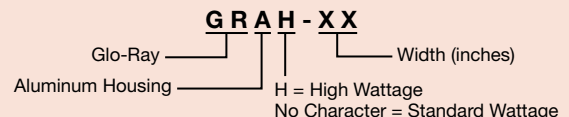
Leads: 152 mm (6") leads – server's right.

Dimensions: 457-3658 W x 152 D x 64 H mm (18"-144" x 6" x 2½").

OPTIONS AND ACCESSORIES – PAGE 5

RECOMMENDED MOUNTING HEIGHTS – PAGE 23

ALL GLO-RAY® METAL SHEATHED HEATING ELEMENTS WARRANTED AGAINST BURNOUT AND BREAKAGE FOR TWO YEARS.

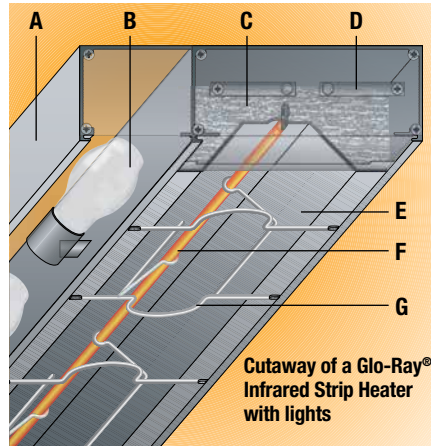




Glo-Ray® Infrared Strip Heaters
continued



GRAHL-36 with optional sneeze guards and adjustable tubular stands



Cutaway of a Glo-Ray® Infrared Strip Heater with lights

- A** Stainless steel or sturdy aluminum housings that do not sag, from 457 mm up to 3658 mm (18"-12') in 153 mm (6") increments. Stainless units available in single units without lights, up to 2438 mm (96") in width
- B** Shatter-resistant incandescent lights (standard on GRAL/GRAHL)
- C** Heavy-duty insulation minimizes heat loss
- D** Standard brackets are provided
- E** Aluminized reflector retains full heat intensity and directs more heat towards the edges of the holding surface.
- F** Metal-sheathed heating element is guaranteed against burnout and breakage for two years
- G** Protective reinforced wire guard supports heating element without affecting heat distribution

ALUMINUM INFRARED STRIP HEATERS WITH LIGHTS

| Model** | No. of Bulbs | Width | Watts | Ship Weight |
|----------------------|--------------|----------------|-------|-----------------|
| Standard Watt | | | | |
| GRAL-18 | 2 | 457 mm (18") | 370 | 4 kg (9 lbs.) |
| GRAL-24 | 2 | 610 mm (24") | 470 | 5 kg (10 lbs.) |
| GRAL-30 | 2 | 762 mm (30") | 570 | 5 kg (11 lbs.) |
| GRAL-36 | 3 | 914 mm (36") | 755 | 6 kg (13 lbs.) |
| GRAL-42 | 3 | 1067 mm (42") | 855 | 7 kg (15 lbs.) |
| GRAL-48 | 4 | 1219 mm (48") | 1040 | 8 kg (17 lbs.) |
| GRAL-54 | 4 | 1372 mm (54") | 1165 | 9 kg (19 lbs.) |
| GRAL-60 | 5 | 1524 mm (60") | 1350 | 10 kg (21 lbs.) |
| GRAL-66 | 5 | 1676 mm (66") | 1460 | 10 kg (22 lbs.) |
| GRAL-72 | 6 | 1829 mm (72") | 1635 | 11 kg (24 lbs.) |
| GRAL-84▼ | 7 | 2134 mm (84") | 1920 | 13 kg (28 lbs.) |
| GRAL-96▼ | 8 | 2438 mm (96") | 2205 | 15 kg (32 lbs.) |
| GRAL-108 | 9 | 2743 mm (108") | 2390 | 16 kg (36 lbs.) |
| GRAL-120 | 10 | 3048 mm (120") | 2700 | 18 kg (40 lbs.) |
| GRAL-132 | 11 | 3353 mm (132") | 2980 | 20 kg (44 lbs.) |
| GRAL-144 | 12 | 3658 mm (144") | 3270 | 22 kg (48 lbs.) |
| High Watt | | | | |
| GRAHL-18 | 2 | 457 mm (18") | 470 | 4 kg (9 lbs.) |
| GRAHL-24 | 2 | 610 mm (24") | 620 | 5 kg (10 lbs.) |
| GRAHL-30 | 2 | 762 mm (30") | 780 | 5 kg (11 lbs.) |
| GRAHL-36 | 3 | 914 mm (36") | 980 | 6 kg (13 lbs.) |
| GRAHL-42 | 3 | 1067 mm (42") | 1130 | 7 kg (15 lbs.) |
| GRAHL-48 | 4 | 1219 mm (48") | 1340 | 8 kg (17 lbs.) |
| GRAHL-54 | 4 | 1372 mm (54") | 1490 | 9 kg (19 lbs.) |
| GRAHL-60 | 5 | 1524 mm (60") | 1700 | 10 kg (21 lbs.) |
| GRAHL-66▼ | 5 | 1676 mm (66") | 1860 | 10 kg (22 lbs.) |
| GRAHL-72▼ | 6 | 1829 mm (72") | 2085 | 11 kg (24 lbs.) |
| GRAHL-84▲ | 7 | 2134 mm (84") | 2470 | 13 kg (28 lbs.) |
| GRAHL-96▲ | 8 | 2438 mm (96") | 2880 | 15 kg (32 lbs.) |
| GRAHL-108 | 9 | 2743 mm (108") | 3040 | 16 kg (36 lbs.) |
| GRAHL-120 | 10 | 3048 mm (120") | 3400 | 18 kg (40 lbs.) |
| GRAHL-132 | 11 | 3353 mm (132") | 3780 | 20 kg (44 lbs.) |
| GRAHL-144 | 12 | 3658 mm (144") | 4170 | 22 kg (48 lbs.) |

* Does not include Remote Control Box (RMB) – see page 25.
 † 220V, 240V available with CE Mark (models GRAL, GRAHL -18 through -72 only).
 ▼ When using an infinite control with a 120V model, additional switch(es) and tandem (end-to-end) elements are required.
 ▲ 120V models require additional switches and tandem (end-to-end) elements.

All Aluminum Infrared Strip Heater Models with Lights Feature:
 Conduit: 914 mm (3") conduit, standard on 120V and 208V models only.
 Voltage: 120, 120/208, 120/240, 220 or 240, single phase.
 Toggle Switch (Max. 15 Amps) Location: Chef's left side – light side (unless otherwise specified).
 Leads: 152 mm (6") leads – server's right.
 Dimensions: 457-3658 W x 229 D x 64 H mm (18"-144" x 9" x 2½").

OPTIONS AND ACCESSORIES – PAGE 5
RECOMMENDED MOUNTING HEIGHTS – PAGE 23

STAINLESS STEEL INFRARED STRIP HEATERS

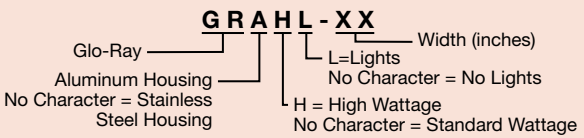
| Model** | Width | Watts | Ship Weight |
|----------------------|---------------|-------|-----------------|
| Standard Watt | | | |
| GR-18 | 457 mm (18") | 250 | 3 kg (7 lbs.) |
| GR-24 | 610 mm (24") | 350 | 3 kg (7 lbs.) |
| GR-36 | 914 mm (36") | 575 | 5 kg (10 lbs.) |
| GR-48 | 1219 mm (48") | 800 | 5 kg (12 lbs.) |
| GR-60 | 1524 mm (60") | 1050 | 7 kg (15 lbs.) |
| GR-72 | 1829 mm (72") | 1275 | 9 kg (19 lbs.) |
| GR-96♦ | 2438 mm (96") | 1725 | 11 kg (24 lbs.) |
| High Watt | | | |
| GRH-18 | 457 mm (18") | 350 | 3 kg (7 lbs.) |
| GRH-24 | 610 mm (24") | 500 | 3 kg (7 lbs.) |
| GRH-36 | 914 mm (36") | 800 | 5 kg (10 lbs.) |
| GRH-48 | 1219 mm (48") | 1100 | 5 kg (12 lbs.) |
| GRH-60 | 1524 mm (60") | 1400 | 7 kg (15 lbs.) |
| GRH-72♦ | 1829 mm (71") | 1725 | 9 kg (19 lbs.) |
| GRH-96* | 2438 mm (96") | 2400 | 11 kg (24 lbs.) |

* Does not include Remote Control Box (RMB) – see page 25.
 † 220V, 240V available with CE Mark (models GR(H) -18 through -72 only).
 ♦ Infinite not available in 120V.
 * 120V models not available.

All Stainless Steel Infrared Strip Heater Models Feature:
 Voltage: 120, 208, 220 or 240 volt, single phase.
 Toggle Switch (Max. 15 Amps) Location: Chef's left side.
 Leads: 152 mm (6") leads – server's right.
 Dimensions: 610-2438 W x 152 D x 70 H mm (24"-96" x 6" x 2¾").

NOTE: GRH models are not available with lights or sneeze guards.
 Stainless steel models are not available with lights, sneeze guard or as dual or tandem units.
 Contact factory for stainless marine applications.

ALL GLO-RAY® METAL SHEATHED HEATING ELEMENTS WARRANTED AGAINST BURNOUT AND BREAKAGE FOR TWO YEARS.





GRAHL-48 with optional sneeze guard

OPTIONS (available at time of purchase only)

Designer Colors, Aluminum Models 457-3658 mm (18"-144") – Non-standard colors are non-returnable – Clear Anodized Standard –

| | | | | | | | | |
|----------------|--|----------|--------------|---------------|--------------|--------------|---------------|----------------|
| COLOR-6 | 152 mm (6") Housing for GRA and GRAH Models (select color) | | | | | | | |
| COLOR-9 | 229 mm (9") Housing for GRAL and GRAHL Models (select color) | | | | | | | |
| | RED | Warm Red | GRAY | Gray Granite | NAVY | Navy Blue | COPPER | Antique Copper |
| | BLACK | Black | WHITE | White Granite | GREEN | Hunter Green | | |

Gloss Finishes, Aluminum Models 457-3658 mm (18"-144") – Non-standard colors are non-returnable –

| | | | | | | |
|----------------|---|---------------|--------------|----------------|---------------|------------|
| GLOSS-6 | 152 mm (6") Housing for GRA and GRAH Models (select finish) | | | | | |
| GLOSS-9 | 229 mm (9") Housing for GRAL and GRAHL Models (select finish) | | | | | |
| | RRED | Radiant Red | GGRAY | Glossy Gray | BBLACK | Bold Black |
| | GGOLD | Gleaming Gold | BBLUE | Brilliant Blue | | |

IND. LGT Indicator Light (Remote Control only on all tandem element units)

Leads (extended beyond standard 914 mm [3'] Conduit – 220V, 240V units come with 152 mm [6"] Pigtail Leads – must specify Lead length) –

| | |
|----------------|--|
| LEADS5 | 305-1525 mm (1'-5') Extended Electrical Leads |
| LEADS10 | 1829-3048 mm (6'-10') Extended Electrical Leads |
| LEADS15 | 3352-4572 mm (11'-15') Extended Electrical Leads |
| LEADS20 | 4877-6096 mm (16'-20') Extended Electrical Leads |

| | |
|-----------------|---------------------------------------|
| 9.375BP1 | 238 mm (9½") Sneeze Guard – one side |
| 9.375BP2 | 238 mm (9½") Sneeze Guard – two sides |
| 14BP1 | 356 mm (14") Sneeze Guard – one side |
| 14BP2 | 356 mm (14") Sneeze Guard – two sides |

NO BULB No Bulb Option (GRAL, GRAHL Models only)

LIGHTS-ADD'L Extra Lamps – installed (max. two per 305 mm [12"] less one – one per 305 mm [12"] is standard)

3 ANEAL REFL Bright Annealed Reflector for lights

Infinite Control (REMOTE ENCLOSURE RECOMMENDED) – Consult factory if rating of element exceeds 12.2 Amps –

| | |
|----------------|---|
| BLT INF | Built-in (max. of 12.2 Amps). Remote installation recommended |
| REM INF | Remote Infinite Switches in lieu of Toggle (max. 12.2 Amps) |

Remote Control Enclosure Available in Designer Colors and Gloss Finishes – Non-standard colors are non-returnable – **See page 25 for models**

| | |
|--------------------|--|
| ATL | Adjustable Tubular Stands 254-356 mm (10"-14") – Not available in Designer Colors and with Cord |
| NTL-10, 12 | Non-Adjustable Tubular Stands (specify 254 or 305 mm [10" or 12"] clearance) – Not available in Designer Colors and with Cord |
| NTL-14, 16 | Non-Adjustable Tubular Stands (specify 356 or 406 mm [14" or 16"] clearance) – Not available with Cord |
| NTL-PAINT | Designer Color or Gloss Finish for Non-Adjustable Tubular Stands – Non-standard colors are non-returnable – |
| NTL-PAINT-D | Designer Color or Gloss Finish for Non-Adjustable Tubular Stands – Non-standard colors are non-returnable – |
| CL-LOW | C-Leg Stands for standard watt – 254 mm (10") clearance (for Models up to 1829 mm [72"]) – Only available with Cord |
| CL-HIGH | C-Leg Stands for high watt – 343 mm (13½") clearance (for Models up to 1829 mm [72"]) – Only available with Cord |
| TL-10 | T-Leg Stands – 254 mm (10") clearance (for Models up to 1829 mm [72"]) – Only available with Cord |
| TL-13 | T-Leg Stands – 343 mm (13½") clearance (for Models up to 1829 mm [72"]) – Only available with Cord |
| TL-16 | T-Leg Stands – 406 mm (16") clearance (for Models up to 1829 mm [72"]) – Only available with Cord |
| TL-18 | T-Leg Stands – 457 mm (18") clearance (for Models up to 1829 mm [72"]) – Only available with Cord |
| CAP | Attached 1829 mm (72") Cord and Plug Set (120V only) on Models up to 1829 mm (72") for GRA's and 1524 mm (60") for GRAL's (requires standard Chain Mount Kit [two S Hooks with two 152 mm (6") Lengths of Chain] or add optional C-leg Stands or T-leg Stands) |
| CAP-EX | Attached 1829 mm (72") Cord and Plug Set on Models up to 2438 mm (96") |

ACCESSORIES (available for purchase at any time)

| | |
|------------------|--|
| ADJ ANGLE | Adjustable Angle Brackets (GRA, GRAH Models only). See page 24 for illustration |
| CHAIN 1 | Chain Suspension (see page 24 for illustration) |
| GR-ANGLE | Adjustable Angle Brackets (GR, GRH Models only). See page 24 for illustration |

Chef LED 120V Adjustable Bulb – GRAL, GRAHL Models only –

Please contact your local representative or the factory for the most up to date listing of installations and applicable models –

| | | | | | |
|----------------------|-----------------------|----------------------|------------------|----------------------|----------------------|
| CLED-2700-120 | Emulates incandescent | CLED-3000-120 | Emulates halogen | CLED-4000-120 | Emulates fluorescent |
|----------------------|-----------------------|----------------------|------------------|----------------------|----------------------|

COLORS AND FINISHES – PAGE 26





Strip Heater Solutions

Glo-Ray® Dual Infrared Strip Heaters

Create a deeper holding area with Glo-Ray® Dual Infrared Aluminum Strip Heaters mounted side-by-side, keeping hot food at optimum serving temperatures. The pre-focused heat pattern directs heat from a metal sheathed element across the entire holding surface. The continuous aluminum housing and heavy-duty mountings ensure the durability and quality of Hatco products.

- Ensures maximum flavor, safety and holding time
- Provides even heat distribution – no “cold spots”
- Sturdy extruded aluminum housings that do not sag, from 457 to 3658 mm (18" to 144")
- Metal sheathed heating elements guaranteed against burnout and breakage for two years
- Reflector does not blacken, maintaining a consistent heat pattern

- Reinforced wire guard provides operator safety without affecting heat distribution
- 76 or 152 mm (3" or 6") spacer available
- Heavy-duty insulation minimizes heat loss
- Additional reflector styles and lower wattage elements available – consult factory for more information



GRAH-36D with standard 76 mm (3") spacer



GRAH-72D with optional Designer color, 152 mm (6") spacer and tandem elements

ALUMINUM DUAL INFRARED STRIP HEATERS

| Model* | Width | Voltage [†] Single Phase | Watts | Ship Weight |
|-------------------------|----------------|--------------------------------------|-------|-----------------|
| Standard Watt | | | | |
| GRA-18D | 457 mm (18") | 120, 208, 220, 240 | 500 | 7 kg (14 lbs.) |
| GRA-24D | 610 mm (24") | 120, 208, 220, 240 | 700 | 8 kg (16 lbs.) |
| GRA-30D | 762 mm (30") | 120, 208, 220, 240 | 900 | 9 kg (18 lbs.) |
| GRA-36D | 914 mm (36") | 120, 208, 220, 240 | 1150 | 10 kg (19 lbs.) |
| GRA-42D | 1067 mm (42") | 120, 208, 220, 240 | 1350 | 11 kg (23 lbs.) |
| GRA-48D | 1219 mm (48") | 120, 208, 220, 240 | 1600 | 13 kg (27 lbs.) |
| GRA-54D | 1372 mm (54") | 120, 208, 220, 240 | 1850 | 14 kg (30 lbs.) |
| GRA-60D | 1524 mm (60") | 120, 208, 220, 240 | 2100 | 16 kg (35 lbs.) |
| GRA-66D | 1676 mm (66") | 120, 208, 220, 240 | 2320 | 17 kg (36 lbs.) |
| GRA-72D | 1829 mm (72") | 120, 208, 220, 240 | 2550 | 19 kg (40 lbs.) |
| GRA-84D [▼] | 2134 mm (84") | 120, 208, 220, 240 | 3000 | 23 kg (50 lbs.) |
| GRA-96D [▼] | 2438 mm (96") | 120, 208, 220, 240 | 3450 | 24 kg (52 lbs.) |
| GRA-108D [♦] | 2743 mm (108") | 120, 208, 220, 240 | 3700 | 27 kg (59 lbs.) |
| GRA-120D [♦] | 3048 mm (120") | 120, 208, 220, 240 | 4200 | 30 kg (66 lbs.) |
| GRA-132D [♦] | 3353 mm (132") | 120, 208, 220, 240 | 4640 | 34 kg (73 lbs.) |
| GRA-144D [♦] | 3658 mm (144") | 120, 208, 220, 240 | 5100 | 37 kg (80 lbs.) |
| High Watt | | | | |
| GRAH-18D | 457 mm (18") | 120, 208, 220, 240 | 700 | 7 kg (14 lbs.) |
| GRAH-24D | 610 mm (24") | 120, 208, 220, 240 | 1000 | 8 kg (16 lbs.) |
| GRAH-30D | 762 mm (30") | 120, 208, 220, 240 | 1320 | 9 kg (18 lbs.) |
| GRAH-36D | 914 mm (36") | 120, 208, 220, 240 | 1600 | 9 kg (19 lbs.) |
| GRAH-42D | 1067 mm (42") | 120, 208, 220, 240 | 1900 | 11 kg (23 lbs.) |
| GRAH-48D | 1219 mm (48") | 120, 208, 220, 240 | 2200 | 13 kg (27 lbs.) |
| GRAH-54D | 1372 mm (54") | 120, 208, 220, 240 | 2500 | 14 kg (30 lbs.) |
| GRAH-60D | 1524 mm (60") | 120, 208, 220, 240 | 2800 | 16 kg (35 lbs.) |
| GRAH-66D [▼] | 1676 mm (66") | 120, 208, 220, 240 | 3120 | 17 kg (36 lbs.) |
| GRAH-72D [▼] | 1829 mm (72") | 120, 208, 220, 240 | 3450 | 19 kg (40 lbs.) |
| GRAH-84D [▲] | 2134 mm (84") | 120, 208, 220, 240 | 4100 | 23 kg (50 lbs.) |
| GRAH-96D [▲] | 2438 mm (96") | 120, 208, 220, 240 | 4800 | 24 kg (52 lbs.) |
| GRAH-108D [♦] | 2743 mm (108") | 120, 208, 220, 240 | 5000 | 27 kg (59 lbs.) |
| GRAH-120D [♦] | 3048 mm (120") | 120, 208, 220, 240 | 5600 | 30 kg (66 lbs.) |
| GRAH-132D ^{♦♦} | 3353 mm (132") | 208, 220, 240 | 6240 | 34 kg (73 lbs.) |
| GRAH-144D ^{♦♦} | 3658 mm (144") | 208, 220, 240 | 6900 | 37 kg (80 lbs.) |

* Does not include Remote Control Box (RMB) – see page 25.

[†] 220V, 240V available with CE Mark (models GRA(H) -18D through -72D only).

[▼] When using an infinite control with a 120V model, additional switch(es) and tandem (end-to-end) elements are required.

[♦] Switches must be remote.

[▲] Not available in 120V.

[▲] 120V models require additional switches and tandem (end-to-end) elements.

All Aluminum Dual Infrared Strip Heater Models Feature:

Conduit: 914 mm (3") conduit, standard on 120V and 208V models only.

Voltage: 120, 208, 220 or 240, single phase.

Toggle Switch (max. 15 amps) Location: Chef's left side (unless otherwise specified).

Leads: 152 mm (6") leads – server's right.

Dimensions: with 76 mm (3") Spacer (standard): 457-3658 W x 381 D x 64 H mm (18"-144" x 15" x 2½").

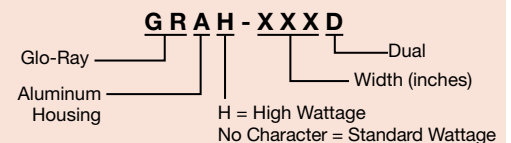
with 152 mm (6") Spacer: 457-3658 W x 457 D x 64 H mm (18"-144" x 18" x 2½").

NOTE: 120V models may require additional switches.

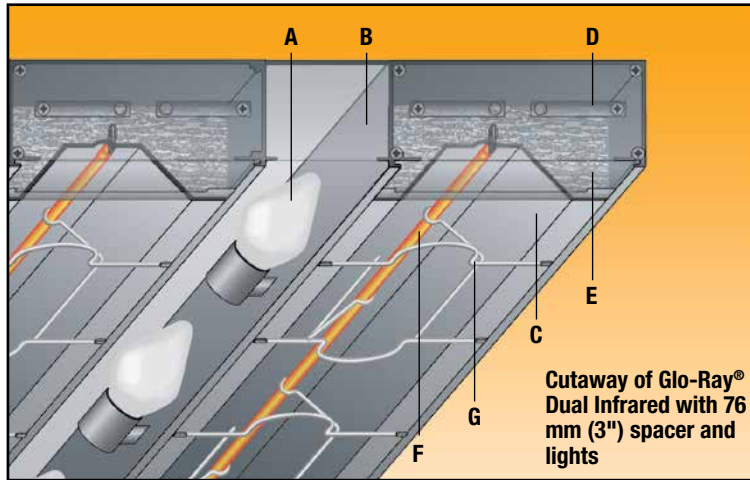
OPTIONS AND ACCESSORIES – PAGE 8

RECOMMENDED MOUNTING HEIGHTS – PAGE 23

ALL GLO-RAY® METAL SHEATHED HEATING ELEMENTS
WARRANTED AGAINST BURNOUT AND BREAKAGE
FOR TWO YEARS.



- A** Shown with optional shatter-resistant incandescent lights
- B** Sturdy extruded aluminum housings that do not sag, from 457 up to 3658 mm (18" to 144")
- C** Reflector does not blacken, maintaining a consistent heat pattern
- D** Standard hanger tab is provided for under shelf or chain installation
- E** Heavy-duty insulation minimizes heat loss
- F** Metal-sheathed heating element is guaranteed against burnout and breakage for two years
- G** Protective reinforced wire guard supports heating element without affecting heat distribution



Toggle Switch: Max. 15 amps
Infinite Switch: Max. 12.2 amps

ALUMINUM DUAL INFRARED STRIP HEATERS WITH LIGHTS

| Model* | No. of Bulbs | Width | Voltage† Single Phase | Watts | Ship Weight |
|----------------------|--------------|----------------|----------------------------|-------|-----------------|
| Standard Watt | | | | | |
| GRAL-18D | 2 | 457 mm (18") | 120, 120/208-240, 220, 240 | 620 | 7 kg (14 lbs.) |
| GRAL-24D | 2 | 610 mm (24") | 120, 120/208-240, 220, 240 | 820 | 8 kg (16 lbs.) |
| GRAL-30D | 2 | 762 mm (30") | 120, 120/208-240, 220, 240 | 1020 | 9 kg (19 lbs.) |
| GRAL-36D | 3 | 914 mm (36") | 120, 120/208-240, 220, 240 | 1330 | 10 kg (22 lbs.) |
| GRAL-42D | 3 | 1067 mm (42") | 120, 120/208-240, 220, 240 | 1530 | 11 kg (25 lbs.) |
| GRAL-48D | 4 | 1219 mm (48") | 120, 120/208-240, 220, 240 | 1840 | 13 kg (29 lbs.) |
| GRAL-54D | 4 | 1372 mm (54") | 120, 120/208-240, 220, 240 | 2090 | 15 kg (33 lbs.) |
| GRAL-60D | 5 | 1524 mm (60") | 120, 120/208-240, 220, 240 | 2400 | 17 kg (37 lbs.) |
| GRAL-66D | 5 | 1676 mm (66") | 120, 120/208-240, 220, 240 | 2620 | 18 kg (39 lbs.) |
| GRAL-72D | 6 | 1829 mm (72") | 120, 120/208-240, 220, 240 | 2910 | 19 kg (42 lbs.) |
| GRAL-84D‡ | 7 | 2134 mm (84") | 120, 120/208-240, 220, 240 | 3420 | 21 kg (47 lbs.) |
| GRAL-96D‡ | 8 | 2438 mm (96") | 120, 120/208-240, 220, 240 | 3930 | 25 kg (56 lbs.) |
| GRAL-108D | 9 | 2743 mm (108") | 120, 120/208-240, 220, 240 | 4240 | 29 kg (64 lbs.) |
| GRAL-120D | 10 | 3048 mm (120") | 120, 120/208-240, 220, 240 | 4800 | 33 kg (72 lbs.) |
| GRAL-132D | 11 | 3353 mm (132") | 120, 120/208-240, 220, 240 | 5300 | 36 kg (79 lbs.) |
| GRAL-144D | 12 | 3658 mm (144") | 120, 120/208-240, 220, 240 | 5820 | 39 kg (86 lbs.) |
| High Watt | | | | | |
| GRAHL-18D | 2 | 457 mm (18") | 120, 120/208-240, 220, 240 | 820 | 7 kg (14 lbs.) |
| GRAHL-24D | 2 | 610 mm (24") | 120, 120/208-240, 220, 240 | 1120 | 8 kg (16 lbs.) |
| GRAHL-30D | 2 | 762 mm (30") | 120, 120/208-240, 220, 240 | 1440 | 9 kg (19 lbs.) |
| GRAHL-36D | 3 | 914 mm (36") | 120, 120/208-240, 220, 240 | 1780 | 10 kg (22 lbs.) |
| GRAHL-42D | 3 | 1067 mm (42") | 120, 120/208-240, 220, 240 | 2080 | 11 kg (25 lbs.) |
| GRAHL-48D | 4 | 1219 mm (48") | 120, 120/208-240, 220, 240 | 2440 | 13 kg (29 lbs.) |
| GRAHL-54D | 4 | 1372 mm (54") | 120, 120/208-240, 220, 240 | 2740 | 15 kg (33 lbs.) |
| GRAHL-60D | 5 | 1524 mm (60") | 120, 120/208-240, 220, 240 | 3100 | 17 kg (37 lbs.) |
| GRAHL-66D‡ | 5 | 1676 mm (66") | 120, 120/208-240, 220, 240 | 3420 | 18 kg (39 lbs.) |
| GRAHL-72D‡ | 6 | 1829 mm (72") | 120, 120/208-240, 220, 240 | 3810 | 19 kg (42 lbs.) |
| GRAHL-84D‡* | 7 | 2134 mm (84") | 120, 120/208-240, 220, 240 | 4520 | 21 kg (47 lbs.) |
| GRAHL-96D‡* | 8 | 2438 mm (96") | 120, 120/208-240, 220, 240 | 5280 | 25 kg (56 lbs.) |
| GRAHL-108D‡ | 9 | 2743 mm (108") | 120, 120/208-240, 220, 240 | 5540 | 29 kg (64 lbs.) |
| GRAHL-120D‡ | 10 | 3048 mm (120") | 120, 120/208-240, 220, 240 | 6200 | 33 kg (72 lbs.) |
| GRAHL-132D‡ | 11 | 3353 mm (132") | 120/208-240, 220, 240 | 6900 | 36 kg (79 lbs.) |
| GRAHL-144D‡ | 12 | 3658 mm (144") | 120/208-240, 220, 240 | 7620 | 39 kg (86 lbs.) |

* Does not include Remote Control Box (RMB) – see page 25.

† 220V, 240V available with CE Mark (models GRA(H)L-18D through -72D only).

‡ When using an infinite control with a 120V model, additional switch(es) and tandem (end-to-end) elements are required.

▲ Must order Remote Control Enclosure – see page 25.

* 120V available with RMB or remote switch only.

• Available with RMB or remote switch only.

All Aluminum Dual Infrared Strip Heater Models with Lights Feature:

Conduit: 914 mm (3") conduit, standard on 120V and 208V models only.

Voltage: 120, 120/208, 120/240, 220 or 240, single phase.

Toggle Switch (max. 15 amps) Location: Chef's left side (unless otherwise specified).

Leads: 152 mm (6") leads – server's right.

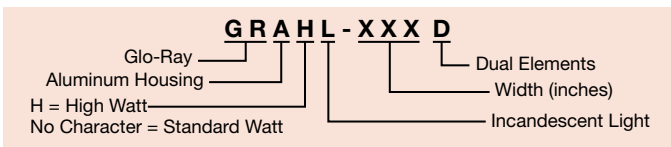
Dimensions: with 76 mm (3") Spacer (standard): 381 D x 64 H mm (15" x 2½").

with 152 mm (6") Spacer: 457 D x 64 H mm (18" x 2½").

OPTIONS AND ACCESSORIES – PAGE 8

RECOMMENDED MOUNTING HEIGHTS – PAGE 23

ALL GLO-RAY® METAL SHEATHED HEATING ELEMENTS WARRANTED AGAINST BURNOUT AND BREAKAGE FOR TWO YEARS.





A series of GRAH-60Ds

OPTIONS (available at time of purchase only)

Designer Colors, Aluminum Models 457-3658 mm (18"-144") – Non-standard colors are non-returnable – Clear Anodized Standard –

| | | | | | | | |
|----------------------|--|--------------|---------------|--------------|--------------|---------------|----------------|
| COLOR-15, -18 | 381 mm (15") and 457 mm (18") housings for GRA, GRAH, GRAL and GRAHL Dual Models | | | | | | |
| RED | Warm Red | GRAY | Gray Granite | NAVY | Navy Blue | COPPER | Antique Copper |
| BLACK | Black | WHITE | White Granite | GREEN | Hunter Green | | |

Gloss Finishes, Aluminum Models 457-3658 mm (18"-144") – Non-standard colors are non-returnable –

| | | | | | | | |
|----------------------|--|--------------|----------------|---------------|------------|--|--|
| GLOSS-15, -18 | 381 mm (15") and 457 mm (18") housings for GRA, GRAH, GRAL and GRAHL Dual Models | | | | | | |
| RRED | Radiant Red | GGRAY | Glossy Gray | BBLACK | Bold Black | | |
| GGOLD | Gleaming Gold | BBLUE | Brilliant Blue | | | | |

IND. LGT Indicator Light (Remote only)

Leads (extended beyond standard 914 mm (3') Conduit on 120V and 208V Models only – Must specify Lead length) –

| | |
|---------------------|---|
| LEADS5 | 305-1525 mm (1'-5") Extended Electrical Leads |
| LEADS10 | 1829-3048 mm (6'-10") Extended Electrical Leads |
| LEADS15 | 3352-4572 mm (11'-15") Extended Electrical Leads |
| LEADS20 | 4877-6096 mm (16'-20") Extended Electrical Leads |
| 9.375BP1 | 238 mm (9 ³ / ₈ ") Sneeze Guard – one side |
| 9.375BP2 | 238 mm (9 ³ / ₈ ") Sneeze Guard – two sides |
| 14BP1 | 356 mm (14") Sneeze Guard – one side |
| 14BP2 | 356 mm (14") Sneeze Guard – two sides |
| NO BULB | No Bulb Option (GRAL-xxD, GRAHL-xxD Models only) |
| LIGHTS-ADD'L | Extra Lamps – installed (max. two per 305 mm [12"] less one – one per 305 mm [12"] is standard) |
| 3 ANEAL REFL | Bright Annealed Reflector for lights with 76 mm (3") Spacer |
| 6 ANEAL REFL | Bright Annealed Reflector for lights with 152 mm (6") Spacer |
| REM INF | Remote Infinite Control (max. of 12.2 Amps) – Consult factory if rating of single element at 120V exceeds 1400 Watts (CE requires Remote Control Enclosure) |

Remote Control Enclosure Available in *Designer Colors* and *Gloss Finishes* – Non-standard colors are non-returnable – **See page 25 for models**

| | |
|-----------------------|--|
| RMB-ATT | Factory attaches Control Box to Strip Heater (GRA, GRAH, GRAL and GRAHL Dual Models only – for CE only). Must select RMB on page 25 |
| ATL-D | Adjustable Tubular Stands – 254-356 mm (10"-14") – Not available in Designer Colors |
| NTL-10-D, 12-D | Non-Adjustable Tubular Stands (specify 254 or 305 mm [10"-12"] clearance) |
| NTL-14-D, 16-D | Non-Adjustable Tubular Stands (specify 356 or 406 mm [14"-16"] clearance) |
| NTL-PAINT-D | <i>Designer Color</i> or <i>Gloss Finish</i> for Non-Adjustable Tubular Stands – Non-standard colors are non-returnable |

ACCESSORIES (available for purchase at any time)

| | |
|---|--|
| ADJ ANGLE-D | Adjustable Angle Brackets (see page 24 for illustration) |
| CHAIN 1 | Chain Suspension (see page 24 for illustration) |
| Chef LED 120V Adjustable Bulb – GRAL-xxD, GRAHL-xxD Models only – | |
| <i>Please contact your local representative or the factory for the most up to date listing of installations and applicable models</i> | |
| CLED-2700-120 | Emulates incandescent |
| CLED-3000-120 | Emulates halogen |
| CLED-4000-120 | Emulates fluorescent |

COLORS AND FINISHES – PAGE 26



Glo-Ray® Narrow Infrared Strip Heaters

Hatco Glo-Ray® Narrow Infrared Strip Heaters keep all hot foods at optimum serving temperatures longer, while the slim design fits ideally in buffet areas. Even the most delicate dishes hold that “just-prepared” look. The entire holding surface is heated evenly with no “cold” spots.

- Has a slim design that’s only 51 mm (2") in height and 102 mm (4") deep
- Available in widths from 457-1829 mm (18"-72")
- Pre-focused heat pattern maintains serving temperatures longer without continuing to cook the food
- Optional remote control enclosure in *Designer* colors



GRN-24 with standard angle brackets and optional *Designer* color

Only 51 mm (2") H
& 102 mm (4") D!

Toggle Switch: Max. 15 amps
Infinite Switch: Max. 12.2 amps

NARROW INFRARED STRIP HEATERS

| Model | Width | Voltage [‡] Single Phase | Watts (120V) | Ship Weight |
|----------------------|---------------|--------------------------------------|-----------------|----------------|
| Standard Watt | | | | |
| GRN-18 | 457 mm (18") | 120, 208, 220, 240 | 250 | 3 kg (6 lbs.) |
| GRN-24 | 610 mm (24") | 120, 208, 220, 240 | 350 | 3 kg (7 lbs.) |
| GRN-30 | 762 mm (30") | 120, 208, 220, 240 | 450 | 4 kg (8 lbs.) |
| GRN-36 | 914 mm (36") | 120, 208, 220, 240 | 575 | 4 kg (9 lbs.) |
| GRN-42 | 1067 mm (42") | 120, 208, 220, 240 | 675 | 5 kg (10 lbs.) |
| GRN-48 | 1219 mm (48") | 120, 208, 220, 240 | 800 | 5 kg (11 lbs.) |
| GRN-54 | 1372 mm (54") | 120, 208, 220, 240 | 925 | 6 kg (13 lbs.) |
| GRN-60 | 1524 mm (60") | 120, 208, 220, 240 | 1050 | 6 kg (14 lbs.) |
| GRN-66 | 1676 mm (66") | 120, 208, 220, 240 | 1160 | 7 kg (16 lbs.) |
| GRN-72 | 1829 mm (72") | 120, 208, 220, 240 | 1275 | 8 kg (17 lbs.) |
| High Watt | | | | |
| GRNH-18 | 457 mm (18") | 120, 208, 220, 240 | 350 | 3 kg (6 lbs.) |
| GRNH-24 | 610 mm (24") | 120, 208, 220, 240 | 500 | 3 kg (7 lbs.) |
| GRNH-30 | 762 mm (30") | 120, 208, 220, 240 | 660 | 4 kg (8 lbs.) |
| GRNH-36 | 914 mm (36") | 120, 208, 220, 240 | 800 | 4 kg (9 lbs.) |
| GRNH-42 | 1067 mm (42") | 120, 208, 220, 240 | 950 | 5 kg (10 lbs.) |
| GRNH-48 | 1219 mm (48") | 120, 208, 220, 240 | 1100 | 5 kg (11 lbs.) |
| GRNH-54 | 1372 mm (54") | 120, 208, 220, 240 | 1250 | 6 kg (13 lbs.) |
| GRNH-60 | 1524 mm (60") | 120, 208, 220, 240 | 1400 | 6 kg (14 lbs.) |
| GRNH-66 [■] | 1676 mm (66") | 120, 208, 220, 240 | 1560 | 7 kg (16 lbs.) |
| GRNH-72 [■] | 1829 mm (72") | 120, 208, 220, 240 | 1725 | 8 kg (17 lbs.) |

* Does not include Remote Control Box (RMB) – see page 25.

‡ 220V, 240V available with CE Mark, add \$20.

■ 120V models not available for use with Remote Infinite Switch. RMB2-1R or RMB2-2R series remote control box required.

All Narrow Infrared Strip Heater Models Feature:

Voltage: 120, 208, 220 or 240, single phase.

Toggle Switch with Pilot (max. 15 amps) Location: Chef’s left side (unless otherwise specified).

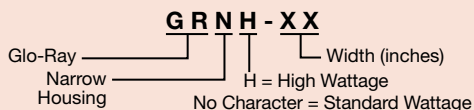
Designer Colored Angle Brackets: To match unit color and provide 38 mm (1½") clearance between Strip Heater and overshef – non-standard colors are non-returnable.

Leads: 152 mm (6") leads – server’s right.

Dimensions: 457-1829 W x 102 D x 51 H mm (18"-72" x 4" x 2").

OPTIONS – PAGE 10

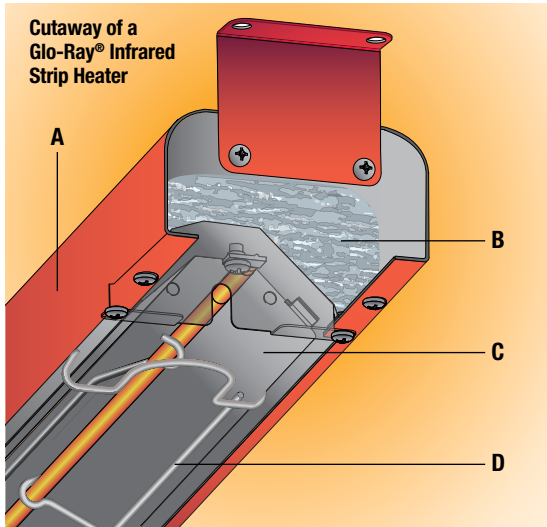
RECOMMENDED MOUNTING HEIGHTS – PAGE 23



ALL GLO-RAY® METAL SHEATHED HEATING ELEMENTS
WARRANTED AGAINST BURNOUT AND BREAKAGE FOR TWO YEARS.



Strip Heater Solutions



- A** Sturdy housing in stainless steel or one of seven *Designer* colors
- B** Heavy-duty insulation minimizes heat loss
- C** Aluminized reflector retains full heat intensity and directs more heat towards edges of holding surface
- D** Protective reinforced wire guard supports heating element without affecting heat distribution

OPTIONS (available at time of purchase only)

Designer Colors – Non-standard colors are non-returnable – Black Standard –

| | | | | | | | |
|--------------|----------|--------------|---------------|--------------|--------------|---------------|----------------|
| RED | Warm Red | GRAY | Gray Granite | NAVY | Navy Blue | COPPER | Antique Copper |
| BLACK | Black | WHITE | White Granite | GREEN | Hunter Green | | |

Stainless Steel – Non-standard colors are non-returnable –

| | |
|-----------|-----------------|
| SS | Stainless Steel |
|-----------|-----------------|

Leads (must specify Lead length) –

| | |
|-------------------|---|
| LEADS5 | 305-1525 mm (1'-5") Extended Electrical Leads |
| LEADS10 | 1829-3048 mm (6'-10") Extended Electrical Leads |
| LEADS15 | 3352-4572 mm (11'-15") Extended Electrical Leads |
| LEADS20 | 4877-6096 mm (16'-20") Extended Electrical Leads |
| RMB | Remote Box (available in <i>Designer</i> Colors or Gloss Finishes) – Non-standard colors are non-returnable – See page 25 for models |
| TABS | Stainless Steel Hanger Tabs in lieu of Angle Brackets |
| CAP | Attached 6' Cord and Plug Set (120V only) on Models up to 1829 mm (72") with standard Chain Mount Kit (two S Hooks with two 6" Lengths of Chain) and Hanger Tabs (max 1800 Watts) |
| CHAIN-HOOK | Two S Hooks with two 6" Lengths of Chain |
| NTL-10, 12 | Non-Adjustable Tubular Stands (specify 254 or 305 mm [10" or 12"] clearance and power location) |
| NTL-14, 16 | Non-Adjustable Tubular Stands (specify 356 or 406 mm [14" or 16"] clearance and power location) |
| NTL-PAINT | <i>Designer</i> Color for Non-Adjustable Tubular Stands – Non-standard colors are non-returnable – |

COLORS AND FINISHES – PAGE 26

Glo-Ray® High Watt Infra-Black® Strip Heaters


For foodwarming at a close range to food product, the Glo-Ray® Infra-Black® heat technology is ideal, emitting a solid panel of uniform heat. Sturdy continuous single or dual extruded aluminum housings assure quality, durability and a variety of widths, depths, mounting arrangements and colors will fit your operation.

- Provides ideal amount of heat for limited space operations, mounted 102 to 254 mm (4" to 10") above target surface for singles and 203 to 356 mm (8" to 14") for duals
- Infra-Black emitter provides even heat distribution – eliminating hot spots
- Sturdy aluminum housings that do not sag, from 457 to 1829 mm (18" to 72") in 152 mm (6") increments

- Heavy-duty insulation keeps the exterior housing cool
- Protective wire guards under heating element
- Optional 76 or 152 mm (3" or 6") spacer available on dual models with or without lights (see next page)

Toggle Switch: Max. 15 amps
Infinite Switch: Max. 12.2 amps

GRAIH-36 with optional wire guard (requires Remote Control Enclosure)



GRAIH-36 with optional TCBI control box and wire guard

ALUMINUM STRIP HEATERS – HIGH WATT INFRA-BLACK®

| Model* | Width | Voltage† | | Watts | Ship Weight* |
|-----------|---------------|--------------------|------|-------|-----------------|
| | | Single Phase | | | |
| GRAIH-18 | 457 mm (18") | 120, 208, 220, 240 | 350 | 350 | 3 kg (6 lbs.) |
| GRAIH-24 | 610 mm (24") | 120, 208, 220, 240 | 500 | 500 | 5 kg (11 lbs.) |
| GRAIH-30 | 762 mm (30") | 120, 208, 220, 240 | 660 | 660 | 6 kg (13 lbs.) |
| GRAIH-36 | 914 mm (36") | 120, 208, 220, 240 | 800 | 800 | 7 kg (15 lbs.) |
| GRAIH-42 | 1067 mm (42") | 120, 208, 220, 240 | 950 | 950 | 8 kg (17 lbs.) |
| GRAIH-48 | 1219 mm (48") | 120, 208, 220, 240 | 1100 | 1100 | 10 kg (21 lbs.) |
| GRAIH-54 | 1372 mm (54") | 120, 208, 220, 240 | 1250 | 1250 | 11 kg (24 lbs.) |
| GRAIH-60 | 1524 mm (60") | 120, 208, 220, 240 | 1400 | 1400 | 12 kg (27 lbs.) |
| GRAIH-66* | 1676 mm (66") | 120, 208, 220, 240 | 1560 | 1560 | 14 kg (30 lbs.) |
| GRAIH-72* | 1829 mm (72") | 120, 208, 220, 240 | 1725 | 1725 | 15 kg (33 lbs.) |

ALUMINUM STRIP HEATERS – HIGH WATT INFRA-BLACK® WITH LIGHTS

| Model* | Width | Voltage† | | Watts | Ship Weight* |
|-------------|---------------|----------------------------|------|-------|-----------------|
| | | Single Phase | | | |
| GRAIHL-18 | 457 mm (18") | 120, 120/208-240, 220, 240 | 470 | 470 | 5 kg (12 lbs.) |
| GRAIHL-24 | 610 mm (24") | 120, 120/208-240, 220, 240 | 620 | 620 | 7 kg (15 lbs.) |
| GRAIHL-30 | 762 mm (30") | 120, 120/208-240, 220, 240 | 780 | 780 | 8 kg (17 lbs.) |
| GRAIHL-36 | 914 mm (36") | 120, 120/208-240, 220, 240 | 980 | 980 | 9 kg (20 lbs.) |
| GRAIHL-42 | 1067 mm (42") | 120, 120/208-240, 220, 240 | 1130 | 1130 | 10 kg (23 lbs.) |
| GRAIHL-48 | 1219 mm (48") | 120, 120/208-240, 220, 240 | 1340 | 1340 | 12 kg (26 lbs.) |
| GRAIHL-54 | 1372 mm (54") | 120, 120/208-240, 220, 240 | 1490 | 1490 | 13 kg (29 lbs.) |
| GRAIHL-60 | 1524 mm (60") | 120, 120/208-240, 220, 240 | 1700 | 1700 | 15 kg (33 lbs.) |
| GRAIHL-66* | 1676 mm (66") | 120, 120/208-240, 220, 240 | 1860 | 1860 | 15 kg (34 lbs.) |
| GRAIHL-72*^ | 1829 mm (72") | 120, 120/208-240, 220, 240 | 2085 | 2085 | 16 kg (36 lbs.) |

* Does not include Remote Control Box (RMB) or Thermostatic Control Box (TCBI). Must choose either RMB (see page 25) or TCBI (see OPTIONS on page 11).

† 220V, 240V available with CE Mark.

• Does not include RMB.

• Infinite not available in 120V.

^ 120V models available with remote control only.

All Aluminum High Watt Infra-Black® Strip Heater Models Feature:

Conduit: 914 mm (3") conduit, standard on 120V and 208V models only.

Leads: 152 mm (6") leads – server's right.

Dimensions: GRAIH: 457-1829 W x 152 D x 64 H mm (18"-72" x 6" x 2½").

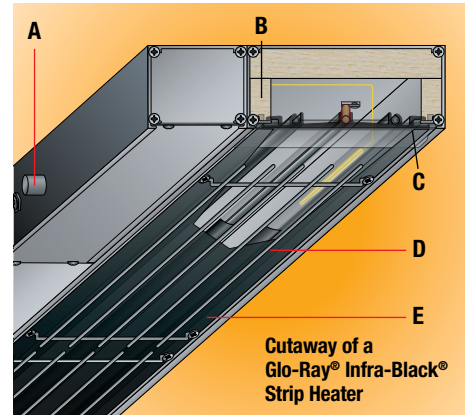
GRAIHL: 457-1829 W x 229 D x 64 H mm (18"-72" x 9" x 2½").

TCBI Control Enclosure Dimensions (not including Switches): 203 W x 76 D x 64 H mm (8" x 3" x 2½").

Control Enclosure Location: Chef's left side (unless otherwise specified).

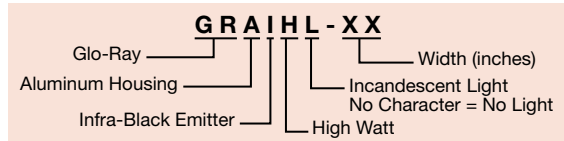
OPTIONS AND ACCESSORIES – PAGE 13

RECOMMENDED MOUNTING HEIGHTS – PAGE 23



- A** Thermostatically controlled to regulate heat and provide consistent temperature. (Optional remote infinite control available)
- B** Heavy-duty insulation minimizes heat loss
- C** Provides ideal amount of heat for limited space operations, effectively holding product
- D** Optional protective reinforced wire guard supports heating element without affecting heat distribution
- E** Infra-Black emitter provides even heat distribution, eliminating hot spots for close applications

ALL GLO-RAY® METAL SHEATHED HEATING ELEMENTS WARRANTED AGAINST BURNOUT AND BREAKAGE FOR TWO YEARS.





Glo-Ray® High Watt Dual Infra-Black® Strip Heaters

Toggle Switch: Max. 15 amps
Infinite Switch: Max. 12.2 amps



GRAIHL-24D in optional Gloss finish Radiant Red



GRAIH-60D 120V models available with remote control only

DUAL ALUMINUM STRIP HEATERS – HIGH WATT INFRA-BLACK®

| Model* | Width | Voltage† | | Watts | Ship Weight* |
|---------------------|---------------|--------------------|--|-------|-----------------|
| | | Single Phase | | | |
| GRAIH-18D | 457 mm (18") | 120, 208, 220, 240 | | 700 | 6 kg (13 lbs.) |
| GRAIH-24D | 610 mm (24") | 120, 208, 220, 240 | | 1000 | 9 kg (19 lbs.) |
| GRAIH-30D | 762 mm (30") | 120, 208, 220, 240 | | 1320 | 10 kg (21 lbs.) |
| GRAIH-36D | 914 mm (36") | 120, 208, 220, 240 | | 1600 | 11 kg (24 lbs.) |
| GRAIH-42D | 1067 mm (42") | 120, 208, 220, 240 | | 1900 | 12 kg (27 lbs.) |
| GRAIH-48D △ | 1219 mm (48") | 120, 208, 220, 240 | | 2200 | 15 kg (32 lbs.) |
| GRAIH-54D △ | 1372 mm (54") | 120, 208, 220, 240 | | 2500 | 16 kg (35 lbs.) |
| GRAIH-60D △ | 1524 mm (60") | 120, 208, 220, 240 | | 2800 | 18 kg (39 lbs.) |
| GRAIH-66D △♦ | 1676 mm (66") | 120, 208, 220, 240 | | 3120 | 19 kg (42 lbs.) |
| GRAIH-72D △♦ | 1829 mm (72") | 120, 220, 240 | | 3450 | 21 kg (46 lbs.) |

DUAL ALUMINUM STRIP HEATERS – HIGH WATT INFRA-BLACK® WITH LIGHTS

| Model* | Width | Voltage† | | Watts | Ship Weight* |
|----------------------|---------------|----------------------------|--|-------|-----------------|
| | | Single Phase | | | |
| GRAIHL-18D | 457 mm (18") | 120, 120/208-240, 220, 240 | | 820 | 8 kg (18 lbs.) |
| GRAIHL-24D | 610 mm (24") | 120, 120/208-240, 220, 240 | | 1120 | 10 kg (21 lbs.) |
| GRAIHL-30D | 762 mm (30") | 120, 120/208-240, 220, 240 | | 1440 | 10 kg (23 lbs.) |
| GRAIHL-36D | 914 mm (36") | 120, 120/208-240, 220, 240 | | 1780 | 12 kg (27 lbs.) |
| GRAIHL-42D | 1067 mm (42") | 120, 120/208-240, 220, 240 | | 2080 | 14 kg (30 lbs.) |
| GRAIHL-48D △ | 1219 mm (48") | 120, 120/208-240, 220, 240 | | 2440 | 16 kg (35 lbs.) |
| GRAIHL-54D △ | 1372 mm (54") | 120, 120/208-240, 220, 240 | | 2740 | 17 kg (38 lbs.) |
| GRAIHL-60D △ | 1524 mm (60") | 120, 120/208-240, 220, 240 | | 3100 | 19 kg (42 lbs.) |
| GRAIHL-66D △♦ | 1676 mm (66") | 120, 120/240, 220, 240 | | 3420 | 20 kg (44 lbs.) |

* Does not include Remote Control Box (RMB) or Thermostatic Control Box (TCBI). Must choose either RMB (see page 25) or TCBI (see OPTIONS on page 12).

† **220V, 240V available with CE Mark.**

• Does not include RMB.

△ 120V models available with remote control only.

♦ Infinite not available in 120V.

All Dual Aluminum High Watt Infra-Black® Strip Heater Models Feature:

Conduit: 914 mm (3") conduit, standard on 120V and 208V models only.

Leads: 152 mm (6") leads – server's right.

Dimensions: GRAIH-xxD with 76 mm (3") Spacer: 457-1829 W x 381 D x 64 H mm (18"-72" x 15" x 2½").

GRAIHL-xxD with 76 mm (3") Spacer: 457-1676 W x 381 D x 64 H mm (18"-66" x 15" x 2½").

GRAIH-xxD with 6" Spacer: 457-1829 W x 457 D x 64 H mm (18"-72" x 18" x 2½").

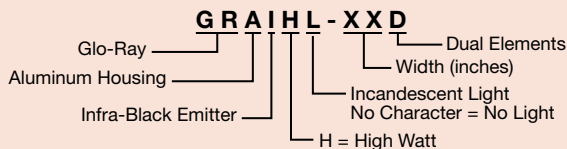
GRAIHL-xxD with 152 mm (6") Spacer: 457-1676 W x 457 D x 64 H mm (18"-66" x 18" x 2½").

TCBI Control Enclosure Dimensions (not including Switches): 203 W x 76 D x 64 H mm (8" x 3" x 2½").

Control Enclosure Location: Chef's left side (unless otherwise specified).

OPTIONS AND ACCESSORIES – PAGE 13

RECOMMENDED MOUNTING HEIGHTS – PAGE 23



ALL GLO-RAY® METAL SHEATHED HEATING ELEMENTS WARRANTED AGAINST BURNOUT AND BREAKAGE FOR TWO YEARS.



GRAIH-72 with optional wire guard

OPTIONS (available at time of purchase only)

Designer Colors – Non-standard colors are non-returnable –

| | | | | |
|----------------------|--|----------------------------|---------------------------|------------------------------|
| COLOR-6 | 152 mm (6") housing for GRAIH Models (select color) | | | |
| COLOR-9 | 229 mm (9") housing for GRAIHL Models (select color) | | | |
| COLOR-15, -18 | 381 mm (15") and 457 mm (18") housings for GRAIH and GRAIHL Dual Models (select color) | | | |
| | RED Warm Red | GRAY Gray Granite | NAVY Navy Blue | COPPER Antique Copper |
| | BLACK Black | WHITE White Granite | GREEN Hunter Green | |

Gloss Finishes – Non-standard colors are non-returnable –

| | | | | |
|----------------------|---|-----------------------------|--------------------------|--|
| GLOSS-6 | 152 mm (6") housing for GRAIH Models (select finish) | | | |
| GLOSS-9 | 229 mm (9") housing for GRAIHL Models (select finish) | | | |
| GLOSS-15, -18 | 381 mm (15") and 457 mm (18") housings for GRAIH and GRAIHL Dual Models (select finish) | | | |
| | RRED Radiant Red | GGRAY Glossy Gray | NAVY Navy Blue | |
| | GGOLD Gleaming Gold | BBLUE Brilliant Blue | BBLACK Bold Black | |

| | | |
|---------------------------------|---|-------------------------------|
| AIH18WG -AIH72WG | Element Wire Guard – Dual Models require two sets | |
| Remote Control Enclosure | Available in <i>Designer Colors</i> and <i>Gloss Finishes</i> – Non-standard colors are non-returnable – | See page 25 for models |
| TCBI | Thermostatic Control Box with Indicator Lights | |
| AIH4NTL | 102 mm (4") Non-Adjustable Tubular Stands | |
| AIH6NTL | 152 mm (6") Non-Adjustable Tubular Stands | |
| AIH8NTL | 203 mm (8") Non-Adjustable Tubular Stands – Dual Models require two pair | |
| AIH10NTL | 254 mm (10") Non-Adjustable Tubular Stands – Dual Models require two pair | |
| AIH12NTL-D | 305 mm (12") Non-Adjustable Tubular Stands | |
| AIH14NTL-D | 356 mm (14") Non-Adjustable Tubular Stands | |
| NTL-PAINT | <i>Designer Color</i> or <i>Gloss Finish</i> for Non-Adjustable Tubular Stands – Non-standard colors are non-returnable – | |
| NTL-PAINT-D | <i>Designer Color</i> or <i>Gloss Finish</i> for Non-Adjustable Tubular Stands – Non-standard colors are non-returnable – | |

ACCESSORIES (available for purchase at any time)

| | |
|---|---|
| ADJ ANGLE | Adjustable Angle Brackets – Dual Models require 2 pair (see page 24 for illustration) |
| ADJ ANGLE-D | Adjustable Angle Brackets (see page 24 for illustration) |
| CHAIN 1 | Chain Suspension (see page 24 for illustration) |
| Chef LED 120V Adjustable Bulb – GRAIHL Models only – | |
| <i>Please contact your local representative or the factory for the most up to date listing of installations and applicable models</i> | |
| CLED-2700-120 | Emulates incandescent |
| CLED-3000-120 | Emulates halogen |
| CLED-4000-120 | Emulates fluorescent |

COLORS AND FINISHES – PAGE 26





Strip Heater Solutions

Glo-Ray® Designer Infrared Strip Heaters

Hatco Glo-Ray® Designer Infrared Strip Heaters safely keep all hot foods at optimum serving temperatures longer. This modern design is ideal for front-of-the-house use. Units are offered in continuous housings up to 2134 mm (84"), are available in *Designer* colors to match most décors and include 356 mm (14") *Designer* non-adjustable stands.

Toggle Switch: Max. 15 amps
Infinite Switch: Max. 12.2 amps

- Pre-focused heat maintains safe serving temperatures longer without continuing to cook the food
- Available in widths from 546 to 2223 mm (21½" to 87½")
- Available in a variety of models, configurations, colors and accessories to provide unlimited flexibility – non-standard colors are non-returnable
- Optional coated shatter-resistant incandescent lights enhance product displays while safeguarding food from bulb breakage
- Optional sneeze guards
- Black corner caps and inset panels standard
- Additional reflector styles and lower wattage elements available, consult factory for more information



GR2AH-36 with standard *Designer* non-adjustable stands and optional *Designer* color inset panels

DESIGNER ALUMINUM INFRARED STRIP HEATERS

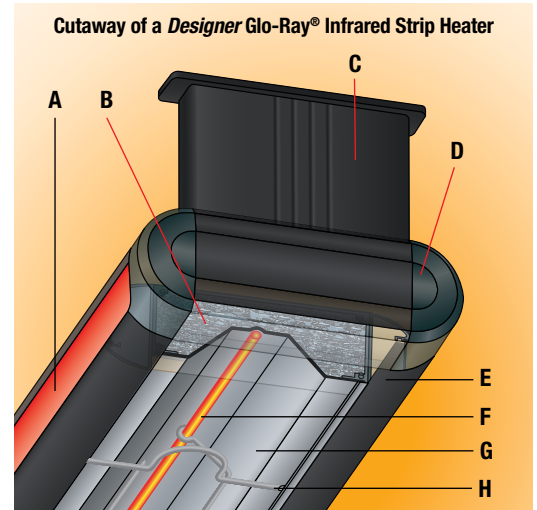
| Model** | Width | Voltage† | | Watts | Ship Weight* |
|----------------------|----------------|--------------------|--|-------|------------------|
| | | Single Phase | | | |
| Standard Watt | | | | | |
| GR2A-18 | 546 mm (21½") | 120, 208, 220, 240 | | 250 | 12 kg (28 lbs.) |
| GR2A-24 | 699 mm (27½") | 120, 208, 220, 240 | | 350 | 15 kg (32 lbs.) |
| GR2A-30 | 851 mm (33½") | 120, 208, 220, 240 | | 450 | 16 kg (35 lbs.) |
| GR2A-36 | 1003 mm (39½") | 120, 208, 220, 240 | | 575 | 17 kg (37 lbs.) |
| GR2A-42 | 1156 mm (45½") | 120, 208, 220, 240 | | 675 | 25 kg (53 lbs.) |
| GR2A-48 | 1308 mm (51½") | 120, 208, 220, 240 | | 800 | 29 kg (64 lbs.) |
| GR2A-54 | 1460 mm (57½") | 120, 208, 220, 240 | | 925 | 34 kg (74 lbs.) |
| GR2A-60 | 1613 mm (63½") | 120, 208, 220, 240 | | 1050 | 37 kg (82 lbs.) |
| GR2A-66 | 1765 mm (69½") | 120, 208, 220, 240 | | 1160 | 41 kg (91 lbs.) |
| GR2A-72 | 1918 mm (75½") | 120, 208, 220, 240 | | 1275 | 45 kg (100 lbs.) |
| GR2A-84▼ | 2223 mm (87½") | 120, 208, 220, 240 | | 1500 | 54 kg (120 lbs.) |
| High Watt | | | | | |
| GR2AH-18 | 546 mm (21½") | 120, 208, 220, 240 | | 350 | 12 kg (28 lbs.) |
| GR2AH-24 | 699 mm (27½") | 120, 208, 220, 240 | | 500 | 15 kg (32 lbs.) |
| GR2AH-30 | 851 mm (33½") | 120, 208, 220, 240 | | 660 | 16 kg (35 lbs.) |
| GR2AH-36 | 1003 mm (39½") | 120, 208, 220, 240 | | 800 | 17 kg (37 lbs.) |
| GR2AH-42 | 1156 mm (45½") | 120, 208, 220, 240 | | 950 | 25 kg (53 lbs.) |
| GR2AH-48 | 1308 mm (51½") | 120, 208, 220, 240 | | 1100 | 29 kg (64 lbs.) |
| GR2AH-54 | 1460 mm (57½") | 120, 208, 220, 240 | | 1250 | 34 kg (74 lbs.) |
| GR2AH-60 | 1613 mm (63½") | 120, 208, 220, 240 | | 1400 | 37 kg (82 lbs.) |
| GR2AH-66▼ | 1765 mm (69½") | 120, 208, 220, 240 | | 1560 | 41 kg (91 lbs.) |
| GR2AH-72▼ | 1918 mm (75½") | 120, 208, 220, 240 | | 1725 | 45 kg (100 lbs.) |
| GR2AH-84▲ | 2223 mm (87½") | 120, 208, 220, 240 | | 2050 | 54 kg (120 lbs.) |

* Does not include Remote Control Box (RMB). Must choose RMB – see page 25.
 † 220V, 240V available with CE Mark, (models GR2A(H)-18 through -72 only).
 ▼ When no color is specified, color inset panels and corner caps will be Black – non-standard colors are non-returnable.
 • Does not include RMB.
 ▼ 120V models with infinite controls require additional switch(es) and tandem (end-to-end) elements.
 ▲ 120V models require additional switches and tandem (end-to-end) elements.

All Designer Aluminum Infrared Strip Heater Models Feature:

Voltage: 120, 208, 220 or 240, single phase.
Switch Location: Remote only (see page 25).
Leads: 1524 mm (60") leads through ½" conduit in leg cavity.
Dimensions without Stands: 546-2223 W x 305 D x 89 H mm (21½"-87½"W x 12"D x 3½"H).

OPTIONS AND ACCESSORIES – PAGE 16 RECOMMENDED MOUNTING HEIGHTS – PAGE 23



- A** Choice of seven *Designer* color inset panels and attractive styling for front-of-the-house applications
- B** Heavy-duty insulation minimizes heat loss
- C** Decorative post concealing the power wiring available for counter or overhead mounting
- D** Accent color corners available in Dark Gray or Black (standard)
- E** Sturdy aluminium extrusion construction; available in clear anodized aluminum finish or one of seven *Designer* colors for housings (shown in optional *Designer* Black)
- F** Long life metal-sheathed heating element with two year warranty
- G** Aluminized reflectors won't discolor, so heat can be reflected and directed to the food product being held
- H** Wire guard supports heating element and provides operator safety without affecting heat distribution




ALL GLO-RAY® METAL SHEATHED HEATING ELEMENTS WARRANTED AGAINST BURNOUT AND BREAKAGE FOR TWO YEARS.

Glo-Ray® Designer Infrared Strip Heaters
continued



GR2AHL-24 with standard *Designer* non-adjustable stands and optional sneeze guards and *Designer* color inset panels



GR2AHL-36 with optional overhead mounts and *Designer* color inset panels

DESIGNER ALUMINUM INFRARED STRIP HEATERS WITH LIGHTS

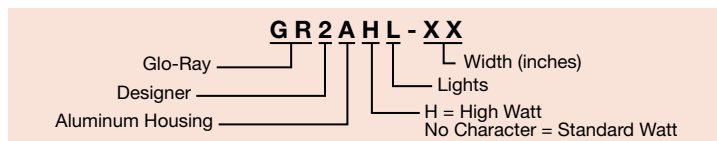
| Model** | No. of Bulbs | Width | Voltage† Single Phase | Watts | Ship Weight* |
|------------------------|--------------|----------------|----------------------------|-------|------------------|
| Standard Watt | | | | | |
| GR2AL-18 | 2 | 546 mm (21½") | 120, 120/208-240, 220, 240 | 370 | 15 kg (28 lbs.) |
| GR2AL-24 | 2 | 699 mm (27½") | 120, 120/208-240, 220, 240 | 470 | 16 kg (32 lbs.) |
| GR2AL-30 | 2 | 851 mm (33½") | 120, 120/208-240, 220, 240 | 570 | 16 kg (35 lbs.) |
| GR2AL-36 | 3 | 1003 mm (39½") | 120, 120/208-240, 220, 240 | 755 | 20 kg (37 lbs.) |
| GR2AL-42 | 3 | 1156 mm (45½") | 120, 120/208-240, 220, 240 | 855 | 27 kg (53 lbs.) |
| GR2AL-48 | 4 | 1308 mm (51½") | 120, 120/208-240, 220, 240 | 1040 | 32 kg (64 lbs.) |
| GR2AL-54 | 4 | 1460 mm (57½") | 120, 120/208-240, 220, 240 | 1165 | 36 kg (74 lbs.) |
| GR2AL-60 | 5 | 1613 mm (63½") | 120, 120/208-240, 220, 240 | 1350 | 40 kg (83 lbs.) |
| GR2AL-66 | 5 | 1765 mm (69½") | 120, 120/208-240, 220, 240 | 1460 | 44 kg (93 lbs.) |
| GR2AL-72 | 6 | 1918 mm (75½") | 120, 120/208-240, 220, 240 | 1635 | 49 kg (101 lbs.) |
| GR2AL-84 [▲] | 7 | 2223 mm (87½") | 120, 120/208-240, 220, 240 | 1920 | 59 kg (123 lbs.) |
| High Watt | | | | | |
| GR2AHL-18 | 2 | 546 mm (21½") | 120, 120/208-240, 220, 240 | 470 | 15 kg (28 lbs.) |
| GR2AHL-24 | 2 | 699 mm (27½") | 120, 120/208-240, 220, 240 | 620 | 16 kg (32 lbs.) |
| GR2AHL-30 | 2 | 851 mm (33½") | 120, 120/208-240, 220, 240 | 780 | 16 kg (35 lbs.) |
| GR2AHL-36 | 3 | 1003 mm (39½") | 120, 120/208-240, 220, 240 | 980 | 20 kg (37 lbs.) |
| GR2AHL-42 | 3 | 1156 mm (45½") | 120, 120/208-240, 220, 240 | 1130 | 27 kg (53 lbs.) |
| GR2AHL-48 | 4 | 1308 mm (51½") | 120, 120/208-240, 220, 240 | 1340 | 32 kg (64 lbs.) |
| GR2AHL-54 | 4 | 1460 mm (57½") | 120, 120/208-240, 220, 240 | 1490 | 36 kg (74 lbs.) |
| GR2AHL-60 | 5 | 1613 mm (63½") | 120, 120/208-240, 220, 240 | 1700 | 40 kg (83 lbs.) |
| GR2AHL-66 [▼] | 5 | 1765 mm (69½") | 120, 120/208-240, 220, 240 | 1860 | 44 kg (93 lbs.) |
| GR2AHL-72 [▼] | 6 | 1918 mm (75½") | 120, 120/208-240, 220, 240 | 2085 | 49 kg (101 lbs.) |
| GR2AHL-84 [▲] | 7 | 2223 mm (87½") | 120, 120/208-240, 220, 240 | 2470 | 59 kg (123 lbs.) |

* Does not include Remote Control Box (RMB). Must choose RMB – see page 25.
 † 220V, 240V available with CE Mark (models GR2A(H)L-18 through -72 only).
 * When no color is specified, color inset panels and corner caps will be Black – non-standard colors are non-returnable.
 • Does not include RMB.
 ▼ 120V models with infinite controls require additional switch(es) and tandem (end-to-end) elements.
 ▲ 120V models require additional switches and tandem (end-to-end) elements.

All Designer Aluminum Infrared Strip Heater Models with Lights Feature:

Voltage: 120, 120/208, 120/240, 220 or 240, single phase.
 Switch Location: Remote only (see page 25).
 Leads: 1524 mm (60") leads through ½" conduit in leg cavity.
 Dimensions without Stands: 546-2223 W x 305 D x 89 H mm (21½"-87½"W x 12"D x 3½"H).

OPTIONS AND ACCESSORIES – PAGE 16
RECOMMENDED MOUNTING HEIGHTS – PAGE 23





GR2AHL-84 with standard *Designer* non-adjustable stands and optional *Designer* color inset panels and sneeze guards

OPTIONS (available at time of purchase only)

Designer Colors, Aluminum Models 546-2223 mm (21½"-87½") – Includes Stands – Non-standard colors are non-returnable –

COLOR-6 229 mm (9") housing for GR2A and GR2AH Models (select color)

COLOR-9 305 mm (12") housing for GR2AL and GR2AHL Models (select color)

| | | | | | | | |
|--------------|----------|--------------|---------------|--------------|--------------|---------------|----------------|
| RED | Warm Red | GRAY | Gray Granite | NAVY | Navy Blue | COPPER | Antique Copper |
| BLACK | Black | WHITE | White Granite | GREEN | Hunter Green | | |

Designer Inset Panel Colors – Non-standard colors are non-returnable – Black Standard –

| | | | | | | | |
|--------------|----------|--------------|---------------|--------------|--------------|---------------|----------------|
| RED | Warm Red | GRAY | Gray Granite | NAVY | Navy Blue | COPPER | Antique Copper |
| BLACK | Black | WHITE | White Granite | GREEN | Hunter Green | | |

Designer Corner Caps – Non-standard colors are non-returnable – Black Standard –

| | |
|---------------|-----------------------|
| BLACK | Black Corner Caps |
| DKGRAY | Dark Gray Corner Caps |

RMB Remote Control Enclosure (required)

See page 25 for models

Designer Remote Control Enclosures – Non-standard colors are non-returnable –

RMB-COLOR Remote Control Enclosure housing in *Designer* Color

| | | | | | | | |
|--------------|----------|--------------|---------------|--------------|--------------|---------------|----------------|
| RED | Warm Red | GRAY | Gray Granite | NAVY | Navy Blue | COPPER | Antique Copper |
| BLACK | Black | WHITE | White Granite | GREEN | Hunter Green | | |

7.5BP1 191 mm (7½") Sneeze Guard – one side

7.5BP2 191 mm (7½") Sneeze Guard – two sides

14BP1 356 mm (14") Sneeze Guard – one side

14BP2 356 mm (14") Sneeze Guard – two sides

NTL2-10, 12, 16 *Designer* Colored Non-Adjustable Tubular Stands to match unit color: 254, 305 or 406 mm (10", 12" or 16") in lieu of 356 mm (14") standard Stands – Non-standard colors are non-returnable –

NTH2-4 102 mm (4") *Designer* Colored Overhead Mounts to match unit color in lieu of 356 mm (14") standard Legs – Non-standard colors are non-returnable –

NO BULB No Bulb Option (GR2AL, GR2AHL models only)

LIGHTS-ADD'L Extra Lamps – installed (max. two per 305 mm [12"] [less one – one per 305 mm [12"] is standard)

Leads (extended beyond standard 1524 mm (5') Conduit – Must specify Lead length) –

LEADS5 305-1525 mm (1'-5') Extended Electrical Leads

LEADS10 1829-3048 mm (6'-10") Extended Electrical Leads

LEADS15 3352-4572 mm (11'-15") Extended Electrical Leads

LEADS20 4877-6096 mm (16'-20") Extended Electrical Leads

ACCESSORIES (available for purchase at any time)

Chef LED 120V Adjustable Bulb – GR2AL, GR2AHL Models only –

Please contact your local representative or the factory for the most up to date listing of installations and applicable models

| | | | | | |
|----------------------|-----------------------|----------------------|------------------|----------------------|----------------------|
| CLED-2700-120 | Emulates incandescent | CLED-3000-120 | Emulates halogen | CLED-4000-120 | Emulates fluorescent |
|----------------------|-----------------------|----------------------|------------------|----------------------|----------------------|

COLORS AND FINISHES – PAGE 26



Glo-Ray® Designer Dual Infrared Strip Heaters

Glo-Ray® Designer aluminum Dual Strip Heaters allow side-by-side mounting of two warmers to provide a deeper holding area, keeping hot food at optimum serving temperatures. These modern front-of-the-house warmers have 76 mm (3") spacers standard with optional 152 mm (6") spacers. Units are available in Designer colors to match most décors.

Toggle Switch: Max. 15 amps
Infinite Switch: Max. 12.2 amps

- Sturdy continuous aluminum housings eliminate sagging
- Pre-focused heat pattern directs heat from a tubular element to bathe the entire holding surface, holding food safely
- Available in widths from 546 to 2223 mm (21½" to 87½")
- Variety of models, configurations, colors and accessories provide unlimited flexibility – non-standard colors are non-returnable
- Optional sneeze guards that meet food safety standards can be ordered for display areas and buffet lines
- Optional shatter-resistant incandescent lights available
- Black corner caps and inset panels standard
- Additional reflector styles and lower wattage elements available – consult factory for more information



GR2AH-24D with standard Designer non-adjustable stands and optional Designer color inset panels and sneeze guards

DUAL DESIGNER ALUMINUM INFRARED STRIP HEATERS

| Model** | Width | Voltage† Single Phase | Watts | Ship Weight* |
|----------------------|----------------|--------------------------|-------|------------------|
| Standard Watt | | | | |
| GR2A-18D | 546 mm (21½") | 120, 208, 220, 240 | 500 | 20 kg (44 lbs.) |
| GR2A-24D | 699 mm (27½") | 120, 208, 220, 240 | 700 | 22 kg (48 lbs.) |
| GR2A-30D | 851 mm (33½") | 120, 208, 220, 240 | 900 | 24 kg (52 lbs.) |
| GR2A-36D | 1003 mm (39½") | 120, 208, 220, 240 | 1150 | 26 kg (57 lbs.) |
| GR2A-42D | 1156 mm (45½") | 120, 208, 220, 240 | 1350 | 30 kg (66 lbs.) |
| GR2A-48D | 1308 mm (51½") | 120, 208, 220, 240 | 1600 | 35 kg (77 lbs.) |
| GR2A-54D | 1460 mm (57½") | 120, 208, 220, 240 | 1850 | 40 kg (88 lbs.) |
| GR2A-60D | 1613 mm (63½") | 120, 208, 220, 240 | 2100 | 44 kg (97 lbs.) |
| GR2A-66D | 1765 mm (69½") | 120, 208, 220, 240 | 2320 | 49 kg (107 lbs.) |
| GR2A-72D | 1918 mm (75½") | 120, 208, 220, 240 | 2550 | 53 kg (117 lbs.) |
| GR2A-84D | 2223 mm (87½") | 120, 208, 220, 240 | 3000 | 63 kg (138 lbs.) |
| High Watt | | | | |
| GR2AH-18D | 546 mm (21½") | 120, 208, 220, 240 | 700 | 20 kg (44 lbs.) |
| GR2AH-24D | 699 mm (29½") | 120, 208, 220, 240 | 1000 | 22 kg (48 lbs.) |
| GR2AH-30D | 851 mm (33½") | 120, 208, 220, 240 | 1320 | 24 kg (52 lbs.) |
| GR2AH-36D | 1003 mm (39½") | 120, 208, 220, 240 | 1600 | 26 kg (57 lbs.) |
| GR2AH-42D | 1156 mm (45½") | 120, 208, 220, 240 | 1900 | 30 kg (66 lbs.) |
| GR2AH-48D | 1308 mm (51½") | 120, 208, 220, 240 | 2200 | 35 kg (77 lbs.) |
| GR2AH-54D | 1460 mm (57½") | 120, 208, 220, 240 | 2500 | 40 kg (88 lbs.) |
| GR2AH-60D | 1613 mm (63½") | 120, 208, 220, 240 | 2800 | 44 kg (97 lbs.) |
| GR2AH-66D | 1765 mm (69½") | 120, 208, 220, 240 | 3120 | 49 kg (107 lbs.) |
| GR2AH-72D | 1918 mm (75½") | 120, 208, 220, 240 | 3450 | 53 kg (117 lbs.) |
| GR2AH-84D | 2223 mm (87½") | 208, 220, 240 | 4100 | 63 kg (138 lbs.) |

* Does not include Remote Control Box (RMB). Must choose RMB – see page 25.

† 220V, 240V available with CE Mark (models GR2A(H)-18D through -72D only).

** When no color is specified, color inset panels and corner caps will be Black – non-standard colors are non-returnable.

• Does not include RMB.

▪ 120V models with infinite controls not available.

All Designer Dual Aluminum Infrared Strip Heater Models Feature:

Voltage: 120, 208, 220 or 240, single phase.

Switch Location: Remote only (see page 25).

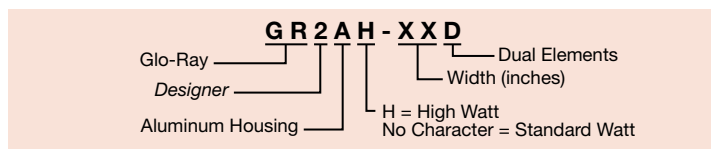
Leads: 1524 mm (60") leads through ½" conduit in leg cavity.

Dimensions: with 76 mm (3") Spacer (standard): 546-2223 W x 457 D x 89 H mm (21½"- 87½" x 18" x 3½").

with 152 mm (6") Spacer: 546-2223 W x 533 D x 89 H mm (21½"- 87½" x 21" x 3½").

OPTIONS AND ACCESSORIES – PAGE 19

RECOMMENDED MOUNTING HEIGHTS – PAGE 23



ALL GLO-RAY® METAL SHEATHED HEATING ELEMENTS WARRANTED AGAINST BURNOUT AND BREAKAGE FOR TWO YEARS.



Glo-Ray® Designer Dual Infrared Strip Heaters
continued

Toggle Switch: Max. 15 amps
Infinite Switch: Max. 12.2 amps



GR2AHL-48D with standard *Designer* non-adjustable stands and optional *Designer* Warm Red inset panels

DUAL DESIGNER ALUMINUM INFRARED STRIP HEATERS WITH LIGHTS

| Model** | No. of Bulbs | Width | Voltage† | | Watts | Ship Weight* |
|----------------------|--------------|----------------|----------------------------|--|-------|------------------|
| | | | Single Phase | | | |
| Standard Watt | | | | | | |
| GR2AL-18D | 2 | 546 mm (21½") | 120, 120/208-240, 220, 240 | | 620 | 20 kg (44 lbs.) |
| GR2AL-24D | 2 | 699 mm (27½") | 120, 120/208-240, 220, 240 | | 820 | 22 kg (48 lbs.) |
| GR2AL-30D | 2 | 851 mm (33½") | 120, 120/208-240, 220, 240 | | 1020 | 24 kg (53 lbs.) |
| GR2AL-36D | 3 | 1003 mm (39½") | 120, 120/208-240, 220, 240 | | 1330 | 26 kg (58 lbs.) |
| GR2AL-42D | 3 | 1156 mm (45½") | 120, 120/208-240, 220, 240 | | 1530 | 30 kg (67 lbs.) |
| GR2AL-48D | 4 | 1308 mm (51½") | 120, 120/208-240, 220, 240 | | 1840 | 36 kg (79 lbs.) |
| GR2AL-54D | 4 | 1460 mm (57½") | 120, 120/208-240, 220, 240 | | 2090 | 41 kg (91 lbs.) |
| GR2AL-60D | 5 | 1613 mm (63½") | 120, 120/208-240, 220, 240 | | 2400 | 45 kg (100 lbs.) |
| GR2AL-66D | 5 | 1765 mm (69½") | 120, 120/208-240, 220, 240 | | 2620 | 50 kg (110 lbs.) |
| GR2AL-72D | 6 | 1918 mm (75½") | 120, 120/208-240, 220, 240 | | 2910 | 54 kg (120 lbs.) |
| GR2AL-84D■ | 7 | 2223 mm (87½") | 120, 120/208-240, 220, 240 | | 3420 | 64 kg (141 lbs.) |
| High Watt | | | | | | |
| GR2AHL-18D | 2 | 546 mm (21½") | 120, 120/208-240, 220, 240 | | 820 | 20 kg (44 lbs.) |
| GR2AHL-24D | 2 | 699 mm (27½") | 120, 120/208-240, 220, 240 | | 1120 | 22 kg (48 lbs.) |
| GR2AHL-30D | 2 | 851 mm (33½") | 120, 120/208-240, 220, 240 | | 1440 | 24 kg (53 lbs.) |
| GR2AHL-36D | 3 | 1003 mm (39½") | 120, 120/208-240, 220, 240 | | 1780 | 26 kg (58 lbs.) |
| GR2AHL-42D | 3 | 1156 mm (45½") | 120, 120/208-240, 220, 240 | | 2080 | 30 kg (67 lbs.) |
| GR2AHL-48D | 4 | 1308 mm (51½") | 120, 120/208-240, 220, 240 | | 2440 | 36 kg (79 lbs.) |
| GR2AHL-54D | 4 | 1460 mm (57½") | 120, 120/208-240, 220, 240 | | 2740 | 41 kg (91 lbs.) |
| GR2AHL-60D | 5 | 1613 mm (63½") | 120, 120/208-240, 220, 240 | | 3100 | 45 kg (100 lbs.) |
| GR2AHL-66D■ | 5 | 1765 mm (69½") | 120, 120/208-240, 220, 240 | | 3420 | 50 kg (110 lbs.) |
| GR2AHL-72D■ | 6 | 1918 mm (75½") | 120, 120/208-240, 220, 240 | | 3810 | 54 kg (120 lbs.) |
| GR2AHL-84D | 7 | 2223 mm (87½") | 120/208-240, 220, 240 | | 4520 | 64 kg (141 lbs.) |

* Does not include Remote Control Box (RMB). Must choose RMB – see page 25.

† **220V, 240V available with CE Mark (models GR2A(H)L-18D through -72D only).**

* When no color is specified, color inset panels and corner caps will be Black – non-standard colors are non-returnable.

• Does not include RMB.

■ 120V models with infinite controls not available.

All Designer Dual Aluminum Infrared Strip Heater Models with Lights Feature:

Voltage: 120, 120/208, 120/240, 220 or 240, single phase.

Switch Location: Remote only (see page 25).

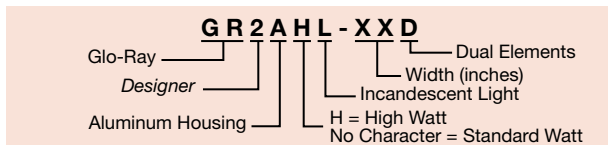
Leads: 1524 mm (60") leads through ½" conduit in leg cavity.

Dimensions: with 76 mm (3") Spacer (standard): 546-2223 W x 457 D x 89 H mm (21½" - 87½" x 18" x 3½").

with 152 mm (6") Spacer: 546-2223 W x 533 D x 89 H mm (21½" - 87½" x 21" x 3½").

OPTIONS AND ACCESSORIES – PAGE 19

RECOMMENDED MOUNTING HEIGHTS – PAGE 23



ALL GLO-RAY® METAL SHEATHED HEATING ELEMENTS
WARRANTED AGAINST BURNOUT AND BREAKAGE
FOR TWO YEARS.



GR2AHL-30D

OPTIONS (available at time of purchase only)

Designer Colors, Aluminum Models 546-2223 mm (21½"-87½") – Includes Stands – Non-standard colors are non-returnable –

| | |
|----------------------|--|
| COLOR-15, -18 | 381 mm (15") and 457 mm (18") housings for GR2A, GR2AH, GR2AL and GR2AHL Dual Models |
| RED | Warm Red |
| BLACK | Black |
| GRAY | Gray Granite |
| WHITE | White Granite |
| NAVY | Navy Blue |
| GREEN | Hunter Green |
| COPPER | Antique Copper |

Designer Inset Panel Colors – Non-standard colors are non-returnable – Black Standard –

| | |
|---------------|----------------|
| RED | Warm Red |
| BLACK | Black |
| GRAY | Gray Granite |
| WHITE | White Granite |
| NAVY | Navy Blue |
| GREEN | Hunter Green |
| COPPER | Antique Copper |

Designer Corner Caps – Non-standard colors are non-returnable – Black Standard –

| | |
|---------------|-----------------------|
| BLACK | Black Corner Caps |
| DKGRAY | Dark Gray Corner Caps |

RMB Remote Control Enclosure (required) See page 25 for models

Designer Remote Control Enclosures – Non-standard colors are non-returnable –

| | |
|------------------|--|
| RMB-COLOR | Remote Control Enclosure housing in Designer Color |
| RED | Warm Red |
| BLACK | Black |
| GRAY | Gray Granite |
| WHITE | White Granite |
| NAVY | Navy Blue |
| GREEN | Hunter Green |
| COPPER | Antique Copper |

7.5BP1 191 mm (7½") Sneeze Guard – one side

7.5BP2 191 mm (7½") Sneeze Guard – two sides

14BP1 356 mm (14") Sneeze Guard – one side

14BP2 356 mm (14") Sneeze Guard – two sides

NTL2-10, 12, 16 Designer Colored Non-Adjustable Tubular Stands: 254, 305 or 406 mm (10", 12" or 16") in lieu of 356 mm (14") standard Legs – Non-standard colors are non-returnable –

NTH2-4 102 mm (4") Designer Colored Overhead Mounts in lieu of 356 mm (14") standard Stands – Non-standard colors are non-returnable –

NO BULB No Bulb Option (GR2AL-xxD, GR2AHL-xxD models only)

LIGHTS-ADD'L Extra Lamps – installed (max. two per 305 mm [12"] less one – one per 305 mm [12"] is standard)

Leads (extended beyond standard 1524 mm (5') Conduit on 120V and 208V Models only – Must specify Lead length) –

LEADS5 305-1525 mm (1'-5') Extended Electrical Leads

LEADS10 1829-3048 mm (6'-10") Extended Electrical Leads

LEADS15 3352-4572 mm (11'-15") Extended Electrical Leads

LEADS20 4877-6096 mm (16'-20") Extended Electrical Leads

ACCESSORIES (available for purchase at any time)

Chef LED 120V Adjustable Bulb – GR2AL-xxD, GR2AHL-xxD Models only –

Please contact your local representative or the factory for the most up to date listing of installations and applicable models

| | | | | | |
|----------------------|-----------------------|----------------------|------------------|----------------------|----------------------|
| CLED-2700-120 | Emulates incandescent | CLED-3000-120 | Emulates halogen | CLED-4000-120 | Emulates fluorescent |
|----------------------|-----------------------|----------------------|------------------|----------------------|----------------------|

COLORS AND FINISHES – PAGE 26





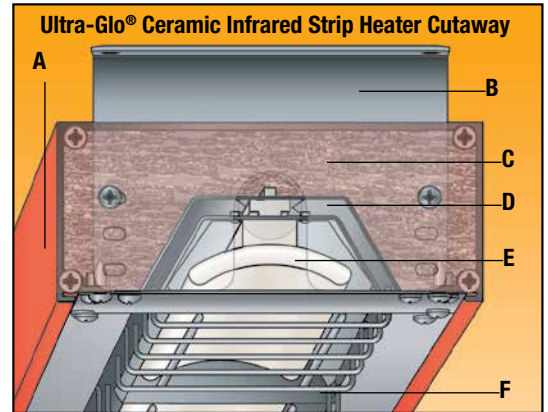
Ultra-Glo® Ceramic Infrared Strip Heaters

Hatco Ultra-Glo® Ceramic Strip Heaters provide the ultimate holding power. Increased heights improve working clearances and the heat zone blankets the entire holding area. All models include adjustable angle brackets for mounting. Available with or without lights, with attached or remote control box enclosure (recommended).



UGAH-18 with optional Gloss finish and requires remote control box (not shown)

- Pre-focused pyramidal heat pattern, concentrates the heat at the edges where heat loss is the greatest
- Increased height improves operational working clearances, giving the chef and server an improved ergonomic working environment
- Adaptable to many locations and configurations, including back-or front-of-the-house use, open kitchen concepts or buffet lines
- Optional coated shatter-resistant incandescent enhance product displays while safeguarding food from bulb breakage



- A** Sturdy aluminum housings that do not sag, widths from 457 up to 1829 mm (18" to 72") in 152 mm (6") increments
- B** Adjustable standard mounting bracket (allows three different mounting heights and allows for conduit connection to end of the unit)
- C** Heavy-duty Insulation surrounds heating element to keep exterior housing cooler and minimize heat loss
- D** Dual aluminized steel reflector keeps housing cooler, focuses more heat towards the food
- E** Shape of element focuses the heat on the food
- F** Protective wire guards under heating element

ALUMINUM CERAMIC INFRARED STRIP HEATERS

| Model [‡] | Width | Watts | Ship Weight* |
|----------------------|---------------|-------|----------------|
| Standard Watt | | | |
| UGA-18 | 457 mm (18") | 490 | 4 kg (9 lbs.) |
| UGA-24 | 610 mm (24") | 675 | 5 kg (10 lbs.) |
| UGA-30 | 762 mm (30") | 750 | 5 kg (11 lbs.) |
| UGA-36 | 914 mm (36") | 980 | 5 kg (12 lbs.) |
| UGA-42 | 1067 mm (42") | 1120 | 6 kg (13 lbs.) |
| UGA-48 | 1219 mm (48") | 1470 | 6 kg (14 lbs.) |
| UGA-54 | 1372 mm (54") | 1470 | 7 kg (16 lbs.) |
| UGA-60 | 1524 mm (60") | 1960 | 8 kg (17 lbs.) |
| UGA-66 | 1676 mm (66") | 1960 | 9 kg (19 lbs.) |
| UGA-72 | 1829 mm (72") | 1960 | 9 kg (20 lbs.) |
| High Watt | | | |
| UGAH-18 | 457 mm (18") | 675 | 4 kg (9 lbs.) |
| UGAH-24 | 610 mm (24") | 750 | 5 kg (10 lbs.) |
| UGAH-30 | 762 mm (30") | 1125 | 5 kg (11 lbs.) |
| UGAH-36 | 914 mm (36") | 1350 | 5 kg (12 lbs.) |
| UGAH-42 | 1067 mm (42") | 1500 | 6 kg (13 lbs.) |
| UGAH-48 | 1219 mm (48") | 2025 | 6 kg (14 lbs.) |
| UGAH-54 | 1372 mm (54") | 2250 | 7 kg (16 lbs.) |
| UGAH-60 | 1524 mm (60") | 2700 | 8 kg (17 lbs.) |
| UGAH-66 | 1676 mm (66") | 2700 | 9 kg (19 lbs.) |
| UGAH-72 | 1829 mm (72") | 3000 | 9 kg (20 lbs.) |

ALUMINUM CERAMIC INFRARED STRIP HEATERS WITH LIGHTS

| Model [‡] * | No. of Bulbs | Width | Watts | Ship Weight* |
|----------------------|--------------|---------------|-------|-----------------|
| Standard Watt | | | | |
| UGAL-18 | 1 | 457 mm (18") | 550 | 5 kg (12 lbs.) |
| UGAL-24 | 2 | 610 mm (24") | 795 | 6 kg (13 lbs.) |
| UGAL-30 | 2 | 762 mm (30") | 870 | 7 kg (15 lbs.) |
| UGAL-36 | 3 | 914 mm (36") | 1160 | 8 kg (17 lbs.) |
| UGAL-42 | 3 | 1067 mm (42") | 1300 | 8 kg (18 lbs.) |
| UGAL-48 | 4 | 1219 mm (48") | 1710 | 9 kg (20 lbs.) |
| UGAL-54 | 4 | 1372 mm (54") | 1710 | 10 kg (22 lbs.) |
| UGAL-60 | 5 | 1524 mm (60") | 2260 | 10 kg (23 lbs.) |
| UGAL-66 | 5 | 1676 mm (66") | 2260 | 11 kg (25 lbs.) |
| UGAL-72 | 6 | 1829 mm (72") | 2320 | 12 kg (27 lbs.) |
| High Watt | | | | |
| UGAHL-18 | 1 | 457 mm (18") | 735 | 5 kg (12 lbs.) |
| UGAHL-24 | 2 | 610 mm (24") | 870 | 6 kg (13 lbs.) |
| UGAHL-30 | 2 | 762 mm (30") | 1245 | 7 kg (15 lbs.) |
| UGAHL-36 | 3 | 914 mm (36") | 1530 | 8 kg (17 lbs.) |
| UGAHL-42 | 3 | 1067 mm (42") | 1680 | 8 kg (18 lbs.) |
| UGAHL-48 | 4 | 1219 mm (48") | 2265 | 9 kg (20 lbs.) |
| UGAHL-54 | 4 | 1372 mm (54") | 2490 | 10 kg (22 lbs.) |
| UGAHL-60 | 5 | 1524 mm (60") | 3000 | 10 kg (23 lbs.) |
| UGAHL-66 | 5 | 1676 mm (66") | 3000 | 11 kg (25 lbs.) |
| UGAHL-72 | 6 | 1829 mm (72") | 3360 | 12 kg (27 lbs.) |

- [‡] CE Mark not available.
- * Does not include Remote Control Enclosure.
- * 240V includes RMB-UGA. Unit can also be supplied with no switches.

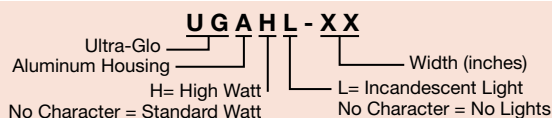
All Aluminum Ceramic Infrared Strip Heater Models Feature:

- Voltage:** UGA, UGAH: 120, 208, 240, single phase.
- UGAL, UGAHL:** 120, 120/208, 120/240, 240, single phase.
- Models Shipped with:** Angle brackets and leads (914 mm [36"] conduit whip).
- Dimensions with Attached Control Box, Toggle and Indicator Light:** 457-1829 W x 251 D x 64 H mm (18"-72" x 9 7/8" x 2 1/2").
- Dimensions with Remote Control Enclosure, Toggle and Indicator Light:** 457-1829 W x 152 D x 64 H mm (18"-72" x 6" x 2 1/2").

Contact factory for stainless marine applications.

OPTIONS AND REMOTE BOXES – PAGE 22
RECOMMENDED MOUNTING HEIGHTS – PAGE 23

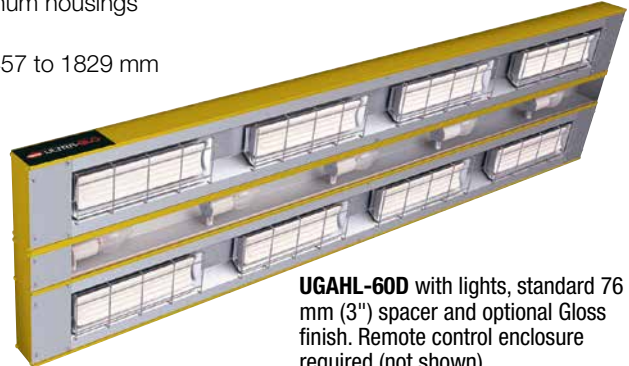
ALL CERAMIC HEATING ELEMENTS WARRANTED AGAINST BURNOUT FOR ONE YEAR.



Ultra-Glo® Ceramic Dual Infrared Strip Heaters

Hatco Ultra-Glo® Ceramic Dual Strip Heaters provide the ultimate holding power. Increased height improves working clearances and the heat zone blankets the entire holding area. All models include adjustable angle brackets for mounting. Dual mounted strip heaters accommodate wider food holding areas.

- Increased height that the ceramic heat source affords improves operational working clearances, giving the chef and server an improved ergonomic environment in which to work
- Adaptable to any location and configuration including back- or front-of-the-house use, open kitchen concepts or buffet lines
- Sturdy continuous aluminum housings eliminate sagging
- Available in widths from 457 to 1829 mm (18" to 72")
- Pre-focused heat pattern provides an increased pyramidal dimension, concentrating heat at the edges where heat loss is the greatest
- Remote control enclosure with toggle switch, indicator lights and wiring for convenient control placement



UGAHL-60D with lights, standard 76 mm (3") spacer and optional Gloss finish. Remote control enclosure required (not shown)

ALUMINUM DUAL INFRARED CERAMIC STRIP HEATERS

| Model† | Width | Watts | Ship Weight* |
|----------------------|---------------|-------|-----------------|
| Standard Watt | | | |
| UGA-18D | 457 mm (18") | 980 | 8 kg (17 lbs.) |
| UGA-24D | 610 mm (24") | 1350 | 9 kg (19 lbs.) |
| UGA-30D | 762 mm (30") | 1500 | 10 kg (21 lbs.) |
| UGA-36D | 914 mm (36") | 1960 | 11 kg (24 lbs.) |
| UGA-42D | 1067 mm (42") | 2240 | 12 kg (27 lbs.) |
| UGA-48D | 1219 mm (48") | 2940 | 14 kg (30 lbs.) |
| UGA-54D | 1372 mm (54") | 2940 | 15 kg (33 lbs.) |
| UGA-60D | 1524 mm (60") | 3920 | 17 kg (37 lbs.) |
| UGA-66D | 1676 mm (66") | 3920 | 18 kg (40 lbs.) |
| UGA-72D | 1829 mm (72") | 3920 | 20 kg (44 lbs.) |
| High Watt | | | |
| UGAH-18D | 457 mm (18") | 1350 | 8 kg (17 lbs.) |
| UGAH-24D | 610 mm (24") | 1500 | 9 kg (19 lbs.) |
| UGAH-30D | 762 mm (30") | 2250 | 10 kg (21 lbs.) |
| UGAH-36D | 914 mm (36") | 2700 | 11 kg (24 lbs.) |
| UGAH-42D | 1067 mm (42") | 3000 | 12 kg (27 lbs.) |
| UGAH-48D | 1219 mm (48") | 4050 | 14 kg (30 lbs.) |
| UGAH-54D | 1372 mm (54") | 4500 | 15 kg (33 lbs.) |
| UGAH-60D | 1524 mm (60") | 5400 | 17 kg (37 lbs.) |
| UGAH-66D | 1676 mm (66") | 5400 | 18 kg (40 lbs.) |
| UGAH-72D | 1829 mm (72") | 6000 | 20 kg (44 lbs.) |

† CE Mark, not available.

* Does not include Remote Control Enclosure.

• 240V Dual Ceramic Strip Heaters with Lights will be supplied without switches.

All Dual Aluminum Ceramic Infrared Strip Heater Models Feature:

Voltage: UGA, UGAH: 120, 208, 240, single phase.

UGAL, UGAHL: 120, 120/208, 120/240, 240, single phase.

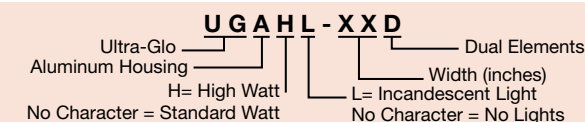
Models Shipped with: Angle brackets and leads (914 mm [36"] conduit whip).

Dimensions with Attached Control Box, Toggle and Indicator Light: 457-1829 W x 479 D x 64 H mm (18"-72" x 18 7/8" x 2 1/2").

Dimensions with Remote Control Enclosure, Toggle and Indicator Light: 457-1829 W x 381 D x 64 H mm (18"-72" x 15" x 2 1/2").

OPTIONS AND REMOTE BOXES – PAGE 22

RECOMMENDED MOUNTING HEIGHTS – PAGE 23



ALL CERAMIC HEATING ELEMENTS WARRANTED AGAINST BURNOUT FOR ONE YEAR.



UGAH-42D with standard 76 mm (3") spacer. Remote control enclosure recommended (not shown)

OPTIONS (available at time of purchase only)

Designer Colors, Aluminum Models 457-1829 mm (18"-72") – Non-standard colors are non-returnable –

| | | | | | |
|-----------------|--|----------------------------|---------------------------|------------------------------|--|
| COLOR-6 | 152 mm (6") housing for UGA and UGAH Models (select color) | | | | |
| COLOR-9 | 229 mm (9") housing for UGAL and UGAHL Models (select color) | | | | |
| COLOR-15 | 381 mm (15") housing for UGA, UGAH, UGAL, UGAHL Dual Models (select color) | | | | |
| | RED Warm Red | GRAY Gray Granite | NAVY Navy Blue | COPPER Antique Copper | |
| | BLACK Black | WHITE White Granite | GREEN Hunter Green | | |

Gloss Finishes, Aluminum Models 457-1829 mm (18"-72") – Non-standard colors are non-returnable –

| | | | | | |
|-----------------|---|-----------------------------|--------------------------|--|--|
| GLOSS-6 | 152 mm (6") housing for UGA and UGAH Models (select finish) | | | | |
| GLOSS-9 | 229 mm (9") housing for UGA and UGAH Models (select finish) | | | | |
| GLOSS-15 | 381 mm (15") housing for UGA, UGAH, UGAL, UGAHL Dual Models (select finish) | | | | |
| | RRED Radiant Red | GGRAY Glossy Gray | BBLACK Bold Black | | |
| | GGOLD Gleaming Gold | BBLUE Brilliant Blue | | | |

Designer Colors, Remote Control Enclosures – Non-standard colors are non-returnable –

| | | | | | |
|------------------|--|----------------------------|---------------------------|------------------------------|--|
| RMB-COLOR | Remote Control Enclosure housing in Designer Color | | | | |
| | RED Warm Red | GRAY Gray Granite | NAVY Navy Blue | COPPER Antique Copper | |
| | BLACK Black | WHITE White Granite | GREEN Hunter Green | | |

Gloss Finishes, Remote Control Enclosures – Non-standard colors are non-returnable –

| | | | | | |
|------------------|--|-----------------------------|--------------------------|--|--|
| RMB-GLOSS | Remote Control Enclosure housing in Gloss Finish | | | | |
| | RRED Radiant Red | GGRAY Glossy Gray | BBLACK Bold Black | | |
| | GGOLD Gleaming Gold | BBLUE Brilliant Blue | | | |

LIGHTS-ADD*L Extra Lamps – installed (max. two per 305 mm [12"] less one – one per 305 mm [12"] is standard) – **Not available for Dual Models**

UGA-NTL-14, -16 Non-Adjustable Tubular Stands (specify 356 or 406 mm [14" or 16"] clearance)

UGA-NTL-18, -20 Non-Adjustable Tubular Stands (specify 457 or 508 mm [18" or 20"] clearance)

UGA-NTL-22, -24 Non-Adjustable Tubular Stands (specify 559 or 610 mm [22" or 24"] clearance)

UGA-NTL-18-D, -20 -D Non-Adjustable Tubular Stands (specify 457 or 508 mm [18" or 20"] clearance)

UGA-NTL-22-D, -24-D Non-Adjustable Tubular Stands (specify 559 or 610 mm [22" or 24"] clearance)

NTL-PAINT Designer Color or Gloss Finish for Non-Adjustable Tubular Stands – Non-standard colors are non-returnable –

NTL-PAINT-D Designer Color or Gloss Finish for Non-Adjustable Tubular Stands – Non-standard colors are non-returnable –

Leads (extended beyond standard 914 mm (3') Conduit – Must specify Lead length) –

HT-LEADS5 305-1525 mm (1'-5') Extended Electrical Leads

HT-LEADS10 1829-3048 mm (6'-10') Extended Electrical Leads

HT-LEADS15 3352-4572 mm (11'-15') Extended Electrical Leads

HT-LEADS20 4877-6096 mm (16'-20') Extended Electrical Leads

RMB-UGA Remote Control Enclosure with Toggle Control and Indicator Light in lieu of attached Control Box (available for 120V, 120/208V and 120/240V Models only in Designer Colors and Gloss Finishes) – **Not available for 240V Dual Models**

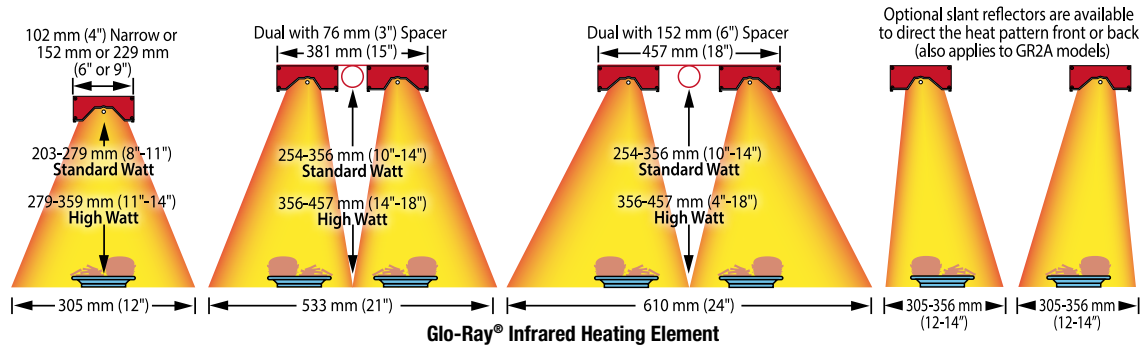
RMB-UGA-INF Remote Control Enclosure with Toggle Switch, Electronic Infinite Control, Relay and Indicator Light in lieu of attached Control Box (available in Designer Colors and Gloss Finishes) – **Not available for 240V Models with Lights**

COLORS AND FINISHES – PAGE 26

RMB-UGA-INF



Details Of Strip Heater Recommended Range Above Target* and Strip Heater Spacing Requirements - Based on 610 mm (24") Strip Heater



GLO-RAY® INFRARED

Singles (GRA, GRAL, GRAH, GRAHL GRN)

Singles Designer (GR2A, GR2AH, GR2AL, GR2AHL)

Combustibles: 343 mm (13½") high watt or 254 mm (10") standard watt below, 25 mm (1") above and 76 mm (3") to back wall. Non-combustibles: 25 mm (1") above, 254 mm (10") below for high watt with infinite or indicator lamp and 203 mm (8") below for high watt toggle or standard watt. Must be installed in a pass-through area. Units with remote switches may be installed against a non-combustible back wall, flush to an overshelf and 203 mm (8") to a surface below. Maximum 254 mm (10") setback from the front of an overshelf. Models with cords must be installed 76 mm (3") below an overshelf and 279 mm (11") high watt or 254 mm (10") standard watt over a surface below.

Duals (GRA-D, GRAH-D, GRAL-D, GRAHL-D)

Duals Designer (GR2A-D, GR2AH-D, GR2AL-D, GR2AHL-D)

May not be installed in combustible surroundings. Non-combustibles: 25 mm (1") above, 254 mm (10") below. Must be installed in a pass-through area. Units with remote switches may be installed 76 mm (3") from a non-combustible back wall, 203 mm (8") from surface below and flush to an overshelf. Maximum 254 mm (10") setback from the front of an overshelf.

Singles Max-Watt

Do not use in combustible surroundings. Non-combustibles: 1" above, 12" to surface and 3" from back wall. Cord connected: 3" below an overshelf, 12" from surface below. Max. 10" setback from front of an overshelf.

ULTRA-GLO®

Singles and Duals (UGA, UGA-D, UGAH, UGAH-D, UGAL, UGAL-D, UGAHL, UGAHL-D)

May not be installed in combustible surroundings. Non-combustibles: 25 mm (1") above, 432 mm (17") high watt or 356 mm (14") standard watt from a surface below and 76 mm (3") from a back wall.

Dual Mounting Do not mount warmers side by side (dual mounting) with less than a 76 mm (3") space between units.

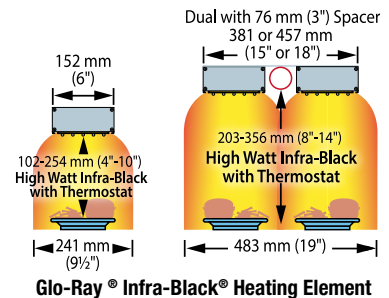
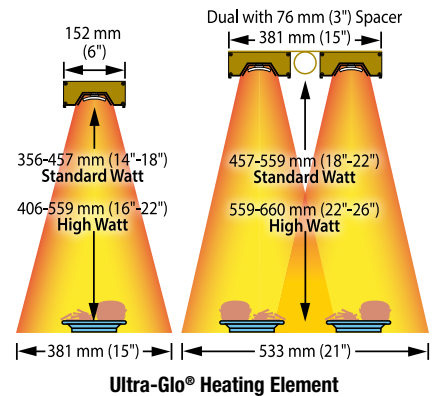
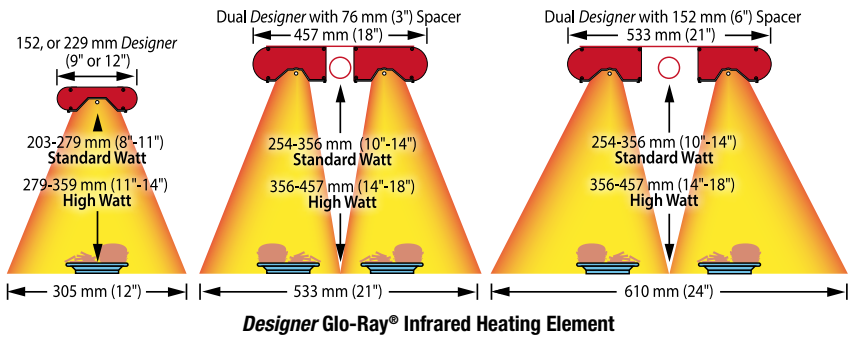
GLO-RAY® INFRA-BLACK®

(GRAIH, GRAIHL, GRAIHL-D, GRAIH-D)

May not be installed in combustible surroundings. Non-combustibles: 25 mm (1") above and 102 mm (4") below. Must be installed in a pass-through area. Units with remote switches may be installed 76 mm (3") from a non-combustible back wall and flush to an overshelf. Maximum 254 mm (10") setback from the front of an overshelf.

DEPTH OF HEAT PATTERN AT RECOMMENDED ELEMENT HEIGHT

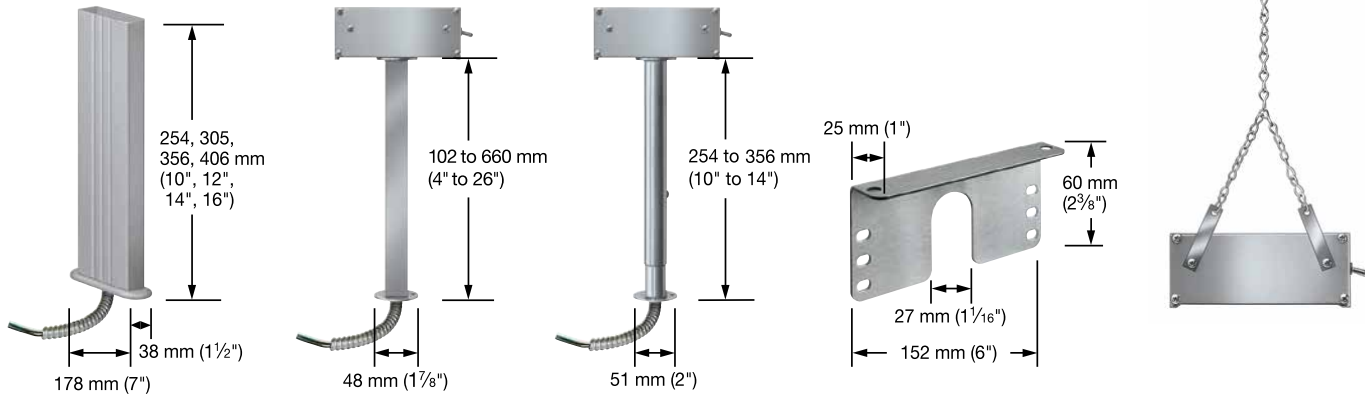
* Recommended single unit application without base heat, based on ideal conditions. Based on a 24" Strip Heater. Individual applications may vary, consult factory.



Remote Control Enclosures: When used, no more than one RMB per Strip Heater and no more than one Strip Heater per RMB.



Glo-Ray® Mounting Arrangements



PERMANENT - FOR HARDWIRED INSTALLATION

Designer Non-Adjustable Stands

(GR2A Series only) Sturdy stands conceal all hook-up wiring. Available in Designer colors.

Non-Adjustable Tubular Stands

Sturdy stands conceal all hook-up wiring. Dual Models require two pair. Specify power location. Available in Designer colors.

Adjustable Tubular Stands

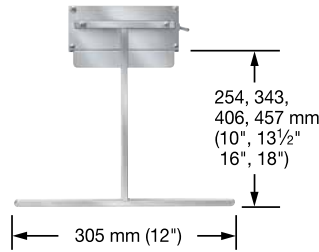
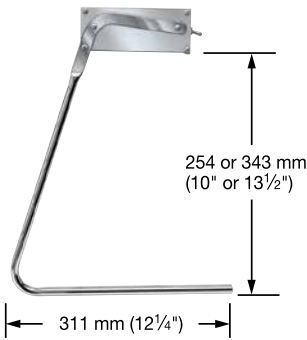
Sturdy tubular stands conceal all hook-up wiring. Duals require two pair (not available on Max Watt or Ultra-Glo® Models). Specify power location.

Angle brackets

Special adjustable angle brackets fit 152 or 229 mm (6" or 9") housings for mounting Glo-Ray® under a shelf. Provides 25-51 mm (1"-2") space between Glo-Ray and overshef. Duals require two pair (standard on Max Watt or Ultra-Glo® Models).

Chain Suspension

Chains attach to tabs provided with warmers and are available in various lengths to suit the location (not available on Max Watt or Ultra-Glo® Models).



PORTABLE - FOR CORD AND PLUG INSTALLATION

C-Leg Stands

Attractive chrome plated legs allow easy relocation of the warmer. For models 1829 mm (72") or less in width (not available on Max Watt or Ultra-Glo® Models). Requires attached cord and plug.

T-Leg Stands

Provide rigid stability and allow for more pass-through area below unit. For models 1829 mm (72") or less in width (not available on Max Watt or Ultra-Glo® Models). Requires attached cord and plug.

STATIONARY - FOR CORD AND PLUG INSTALLATION

Chain Hook

Chains attach to tabs provided with warmers. 152 mm (6") chain with S-Hooks for units with cord and plug only.

Remote Control Enclosures

Hatco Remote Control Enclosures are built with toggle or infinite switches, indicator lights and wiring, ready for installation when purchased with Glo-Ray® Strip Heaters.

- Built for toggle or infinite switches, indicator lights and wiring
- Threaded rubber boot for toggle switch is standard
- One RMB per Strip Heater

Toggle Switch: Max. 15 amps
Infinite Switch: Max. 12.2 amps

Remote Control Enclosures: When used, no more than one RMB per strip heater and no more than one strip heater per RMB.



RMB-14 with infinite controls



RMB-7 with toggle switch and infinite control



RMB-3 with toggle switch and indicator light



RMB-7 with toggle switches and optional *Designer* color

REMOTE CONTROL ENCLOSURES (RMB)

| Model† | Description | Width |
|-----------|---|--------------|
| RMB-3 | 1 toggle switch | 140 mm (5½") |
| | 2 toggle switches | 140 mm (5½") |
| | 1 toggle switch, 1 indicator light | 140 mm (5½") |
| RMB-7 | 1 infinite switch | 140 mm (5½") |
| | 3 toggle switches | 229 mm (9") |
| | 4 toggle switches | 229 mm (9") |
| | 2 toggle switches, 2 indicator lights | 229 mm (9") |
| | 1 toggle switch, 1 infinite switch | 229 mm (9") |
| | 1 toggle switch, 1 infinite switch, 1 indicator light | 229 mm (9") |
| RMB-14 | 2 infinite switches | 229 mm (9") |
| | 1 infinite switch, 1 indicator light | 229 mm (9") |
| | 4 toggle switches | 356 mm (14") |
| | 5 toggle switches | 356 mm (14") |
| | 6 toggle switches | 356 mm (14") |
| | 3 toggle switches, 3 indicator lights | 356 mm (14") |
| | 2 toggle switches, 2 infinite switches | 356 mm (14") |
| RMB-14 DE | 1 toggle switch, 2 infinite switches | 356 mm (14") |
| | 4 infinite switches, 1 toggle switch | 406 mm (16") |
| RMB2-1R | 1 toggle, 1 infinite, 1 relay, 1 indicator | 280 mm (11") |

† CE Models require any remote switches be contained in a Remote Control Enclosure.

All Remote Control Enclosure Models Feature:

Voltage: 120, 208, 220 or 240, single phase (RMB2-1R is available in 220V, 240V only).

Ship Weight: 1-3 kg (2-8 lbs.) depending on components.

Max. Allowable Amperage per Switch: Toggle: 15.0.

Infinite: 12.2.

RMB2-1R: 16.

Dimensions (not including Switches): 140, 229, 356 or 406 W x 76 D x 64 H mm (5½", 9", 14" or 16" x 3" x 2½").

RMB2-1R: 356 W x 115 D x 140 H mm (14" x 4½" x 5½").

RMB2-1R Cutout Dimensions: 258 W x 121" H (10⅞" W x 4¾" H).

OPTIONS (available at time of purchase only)

Designer Colors – Non-standard colors are non-returnable –

| RMB-COLOR | Remote Control Enclosure housing in Designer Color | | | | | | |
|--------------|--|--------------|---------------|--------------|--------------|---------------|----------------|
| RED | Warm Red | GRAY | Gray Granite | NAVY | Navy Blue | COPPER | Antique Copper |
| BLACK | Black | WHITE | White Granite | GREEN | Hunter Green | | |

Gloss Finishes – Non-standard colors are non-returnable –

| RMB-GLOSS | Remote Control Enclosure housing in Gloss Finish | | | | |
|--------------|--|--------------|----------------|---------------|------------|
| RRED | Radiant Red | GGRAY | Glossy Gray | BBLACK | Bold Black |
| GGOLD | Gleaming Gold | BBLUE | Brilliant Blue | | |

COLORS AND FINISHES – PAGE 26



Paint Chip Sample Colors

DESIGNER COLORS



Warm Red



Black



Gray
Granite



White
Granite



Navy
Blue



Hunter
Green



Antique
Copper

GLOSS FINISHES



Gleaming
Gold



Glossy
Gray



Bold
Black



Radiant
Red



Brilliant
Blue

*Colors are a representation and may not exactly match our colors.
Consult factory for possible color matching options on these colors.
Non-standard colors are non-returnable.*

To order a Hatco Paint Chip & Stone Sample Colors Sheet, visit www.hatcocorp.com / Order Literature / Sales Literature / Sell Sheets.



Scan with web-enabled
mobile device to visit
www.hatcocorp.com



Hatco Corporation
P.O. Box 340500 | Milwaukee WI 53234-0500 USA
Tel: 01-414-671-6350
www.hatcocorp.com | intlsales@hatcocorp.com